

National Grid EU Transparency Project Update



nationalgrid

The power of action.™

Background

- ◆ MIPI European Transparency Project (ETP) was set up to manage National Grid's compliance with the implementation of the EU 3rd Package
 - ◆ Key requirement is for data consistency & transparency across TSOs
 - ◆ Requires additional data to be published (both increased volume & frequency)
- ◆ Project will build on the existing MIPI platform and provide opportunity to update some system functionality

Data

- ◆ Data Storage

- ◆ All data items will be available on-line on a 5 year rolling basis

- ◆ New data items – data will be collated from 1st October 2010 onwards and therefore 5 full years of data will be available from 30 September 2015

- ◆ Existing data items – history will increase from go-live and will gradually populate from 2 years to 5 years (2013).

- ◆ Data Items

- ◆ Final scope still to be finalised but will adhere to EU legislation

- ◆ 3rd Party Sources (LNG & Storage Providers) have been engaged to assist with additional data provision

- ◆ New reports/data items published on MIPI

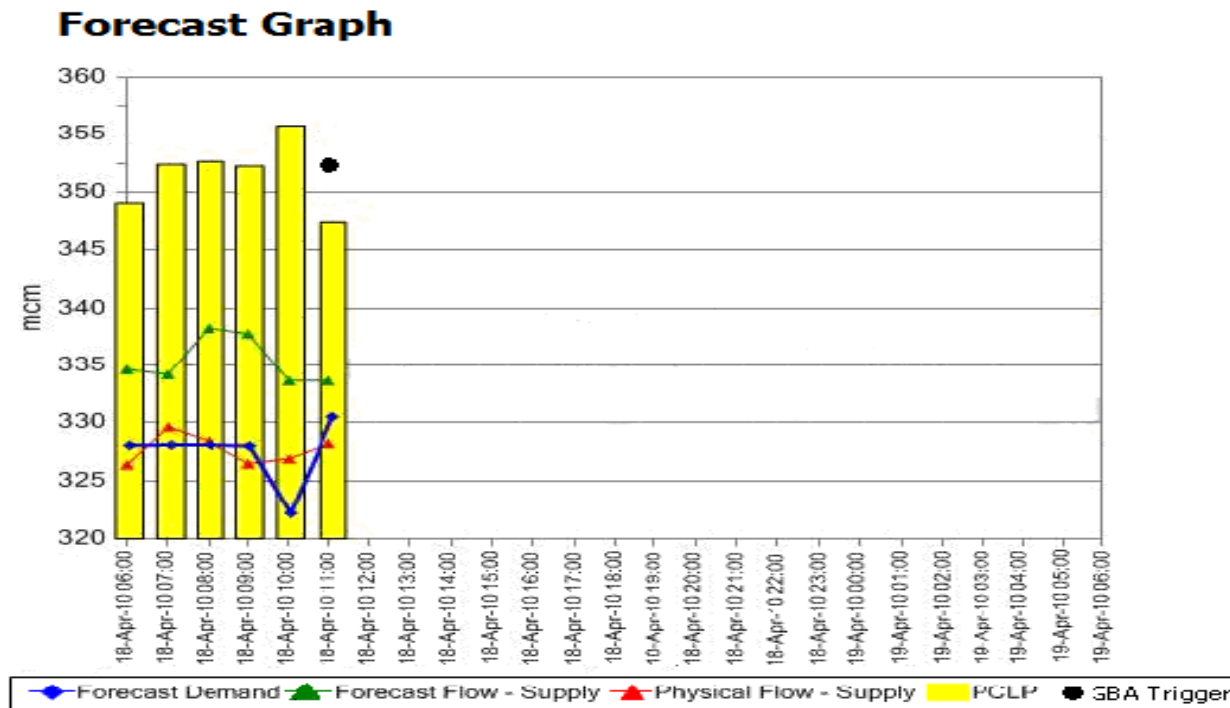
Functionality

- ◆ Graphic Package
 - ◆ As part ETP, National Grid will be upgrading the current graphic package
 - ◆ Potential graphical improvements:
 - Multiple axes on the one graph
 - Rolling graphs
 - Stacked area graphs
 - Previous Season/Next Season navigation
 - ◆ See following examples for graph illustrations

Example of Proposed Forecast Graph

Merging of the Forecast Graphs

Forecast Demand, Supply and Predicted Closing Linepack (PCLP) graphs will be merged into one graph to replace the three existing graphs.



Note: GBA Trigger value does not change during the day

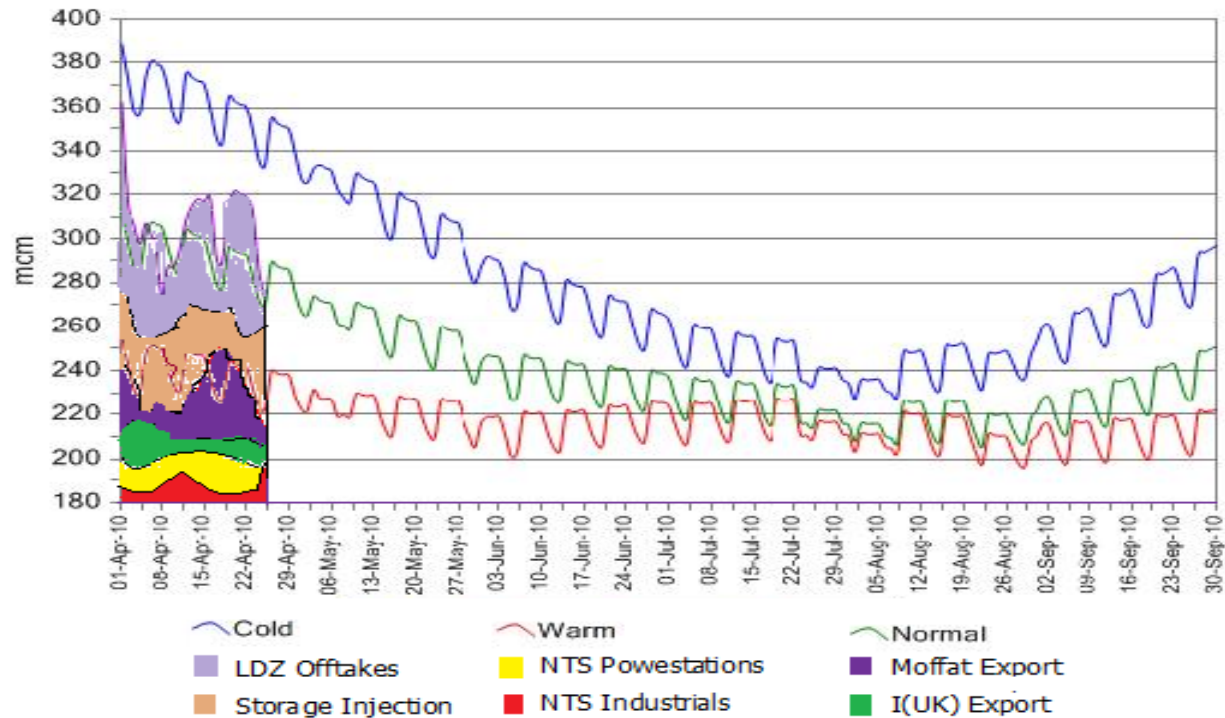
Data & colours for illustration purposes only

Example of Proposed Demand Graph(s)

Actual Demand Graph change

One graph will include interconnectors and storage (shown), and another will exclude interconnectors and storage.

DEMAND CURVE (Including Interconnector and Storage)



Data & colours for illustration purposes only

New Functionality

Improved Navigation

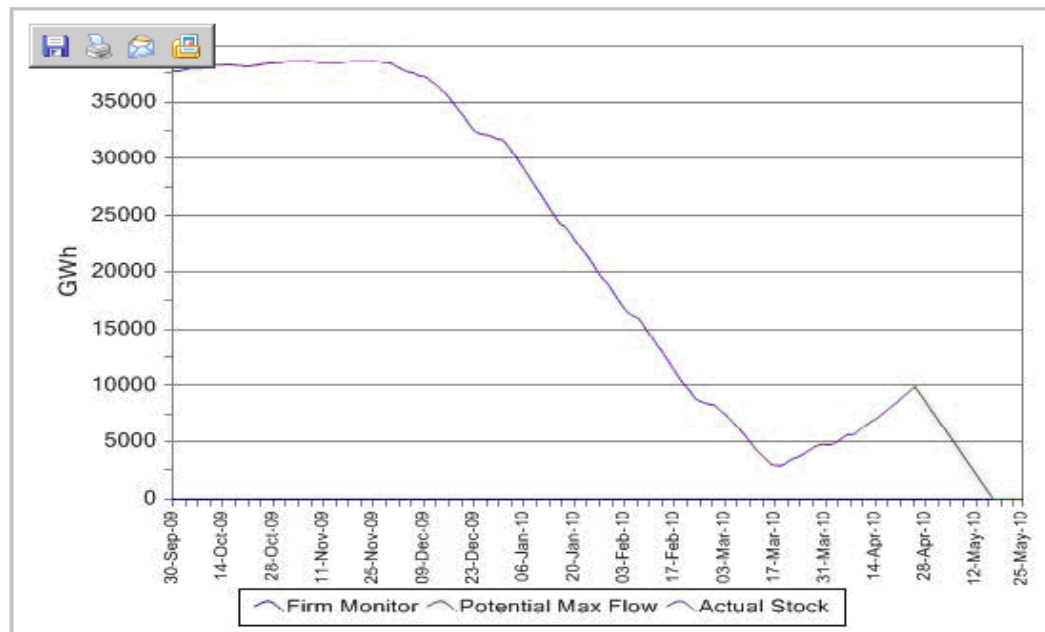
Links will be provided in the graph page to navigate to “Next Season” or the “Previous Season”

[Previous Season graph](#) | [Next Season graph](#)



New navigation buttons

LONG RANGE STORAGE



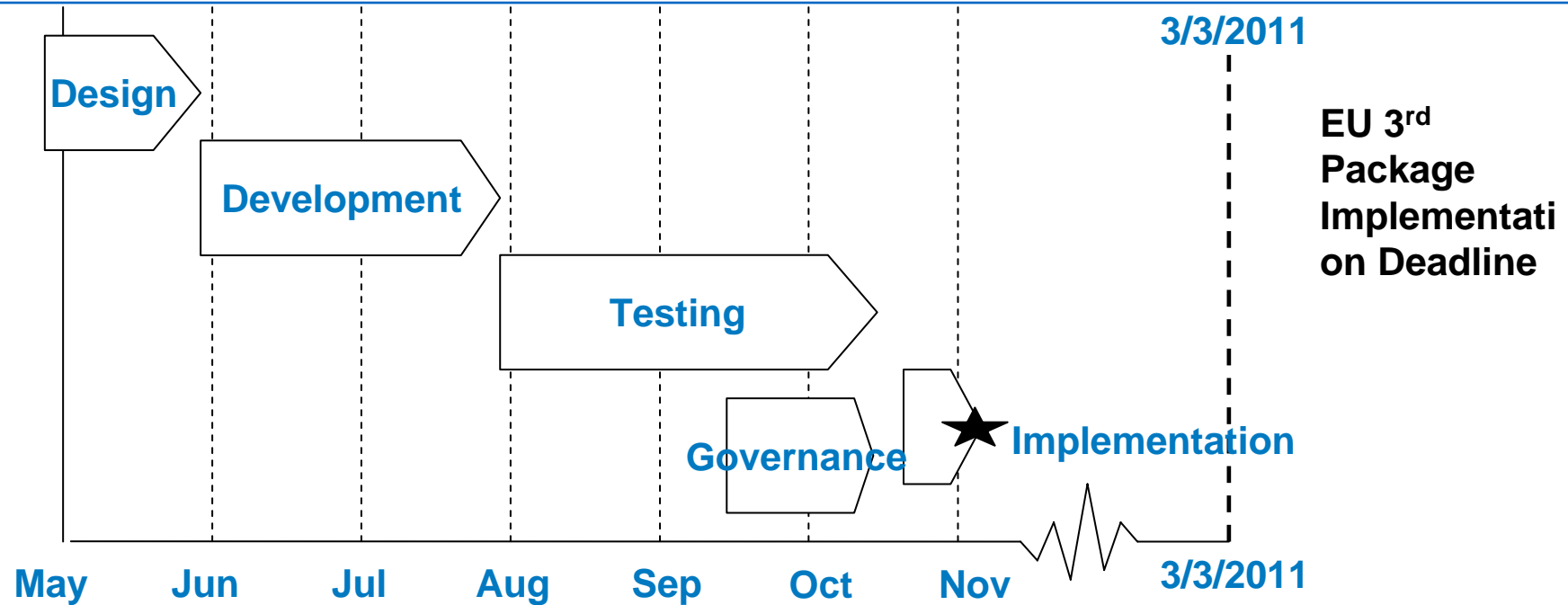
MEDIUM RANGE STORAGE



Further Updates

- ◆ Available on current MIPI system via National Grid website
 - ◆ <http://www.nationalgrid.com/uk/Gas/Data/>
- ◆ Also available via ENTSOG (GSE) data transparency platform

Timeline



Governance Activity

- | ◆ Governance Activity | Date |
|---|---------|
| ◆ Data Dictionary updated to reflect the MIPI changes | 1 Sept |
| ◆ Submit updated Reporting Manual to UNCC | 2 Sept |
| ◆ UK Link Committee | 9 Sept |
| ◆ UNCC Meeting | 16 Sept |
| ◆ Users Notified | 15 Oct |
| ◆ MIPI ETP go-live | 15 Nov |

EU Transparency Project

- ◆ Questions