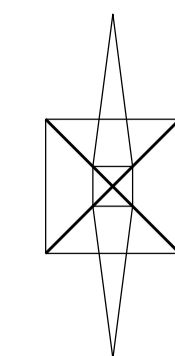


NATIONAL GRID  
 NEW WESTON MARSH SUBSTATION A  
 SECTION 37 2WS APPLICATION  
 ILLUSTRATIVE OVERHEAD LINE LIMITS OF DEVIATION  
 SHEET 1 OF 1

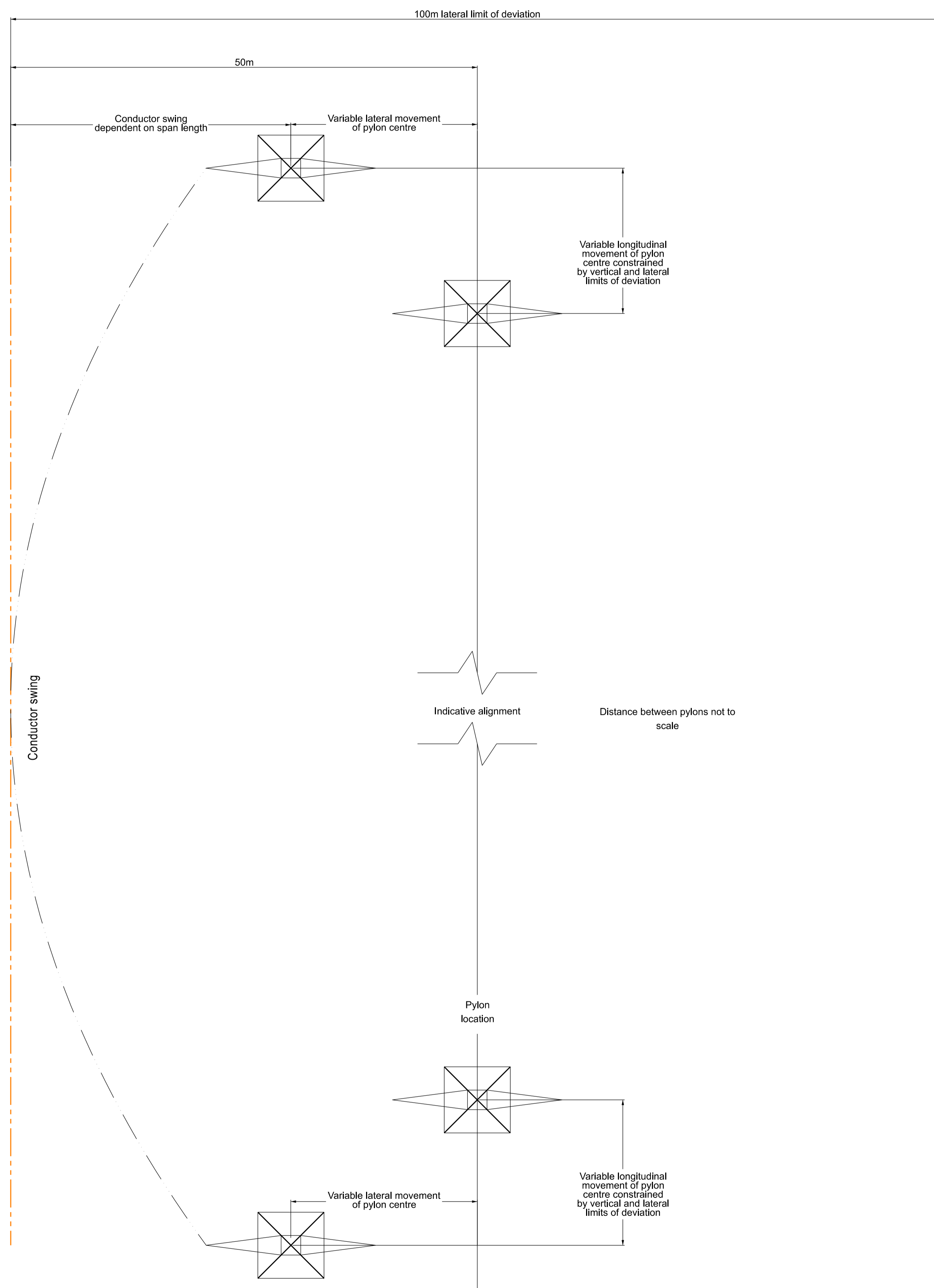
LEGEND



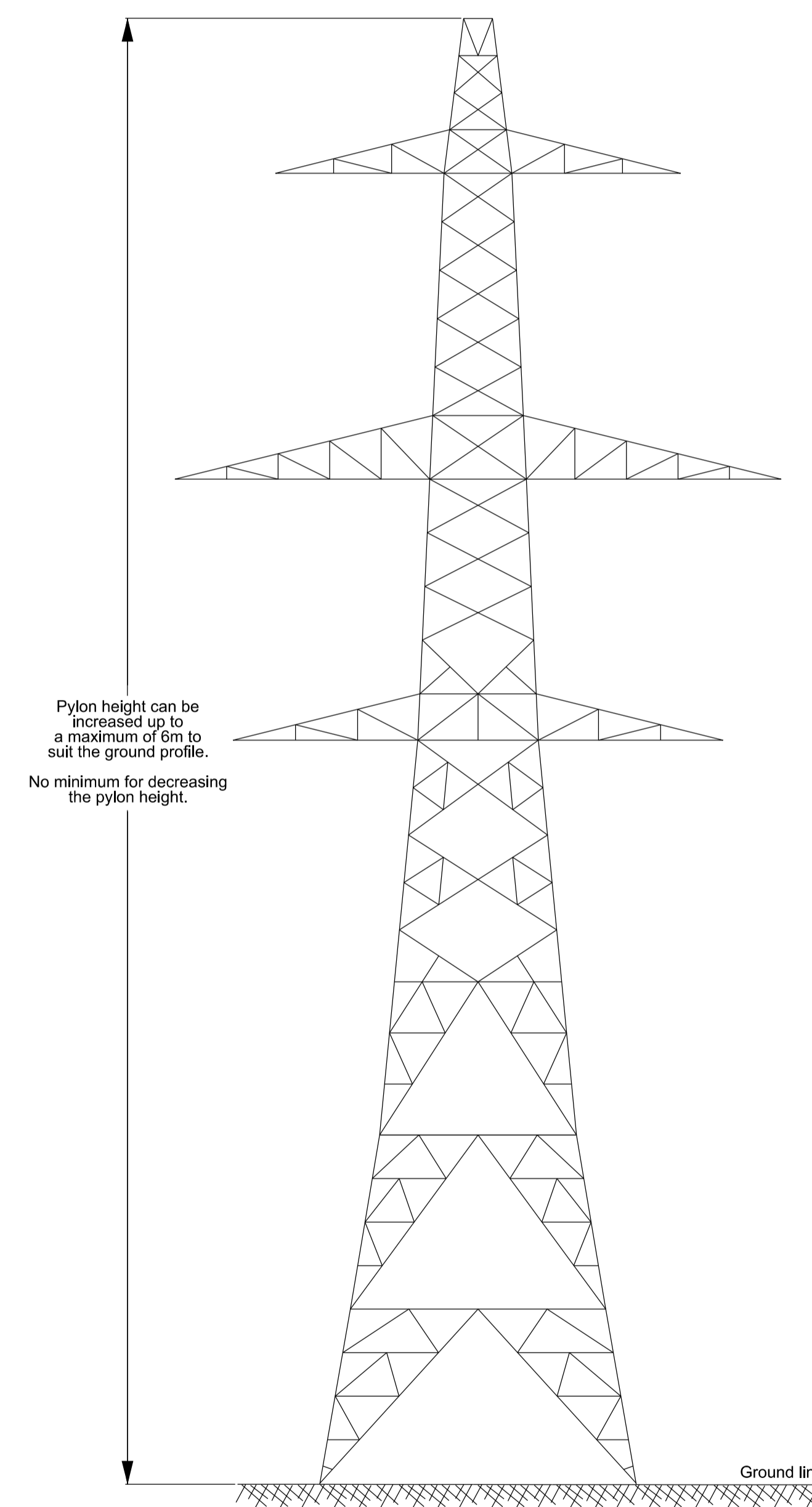
Pylon

--- Limits of deviation

- - - Position of outer overhead line conductor in condition of maximum swing



**Lateral limits of deviation**  
 Generic pylons in plan view  
 showing lateral limit of deviation



**Vertical limits of deviation**  
 Generic pylon key diagram  
 showing vertical limit of deviation

Notes

1. All dimensions are approximate and indicated in metres (m) unless noted otherwise.
2. This drawing shows the limits of deviation of pylons from their indicative locations. Pylons may be moved subject to these limits where local constraints are identified prior to or during construction.

Issue	Date	Remarks	Drawn	Checked	Approved
A	APR-2026	FOR SUBMISSION	JDH	RF	BK

Title  
 NATIONAL GRID  
 NEW WESTON MARSH SUBSTATION A  
 SECTION 37 2WS APPLICATION  
 ILLUSTRATIVE OVERHEAD LINE  
 LIMITS OF DEVIATION  
 SHEET 1 OF 1

**nationalgrid**

National Grid Drawing Reference  
 GWNC-LST-2WS-ZZZZZ-DRW-EN-000022

Scale	Sheet Size	Sheet	Issue
N.T.S	A1	SHEET 1 OF 1	A