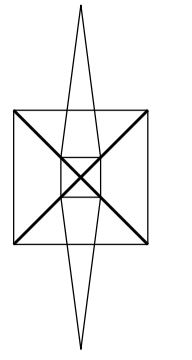


NATIONAL GRID
 NEW WESTON MARSH SUBSTATION A
 SECTION 37 4ZM APPLICATION
 ILLUSTRATIVE OVERHEAD LINE LIMITS OF DEVIATION
 SHEET 1 OF 1

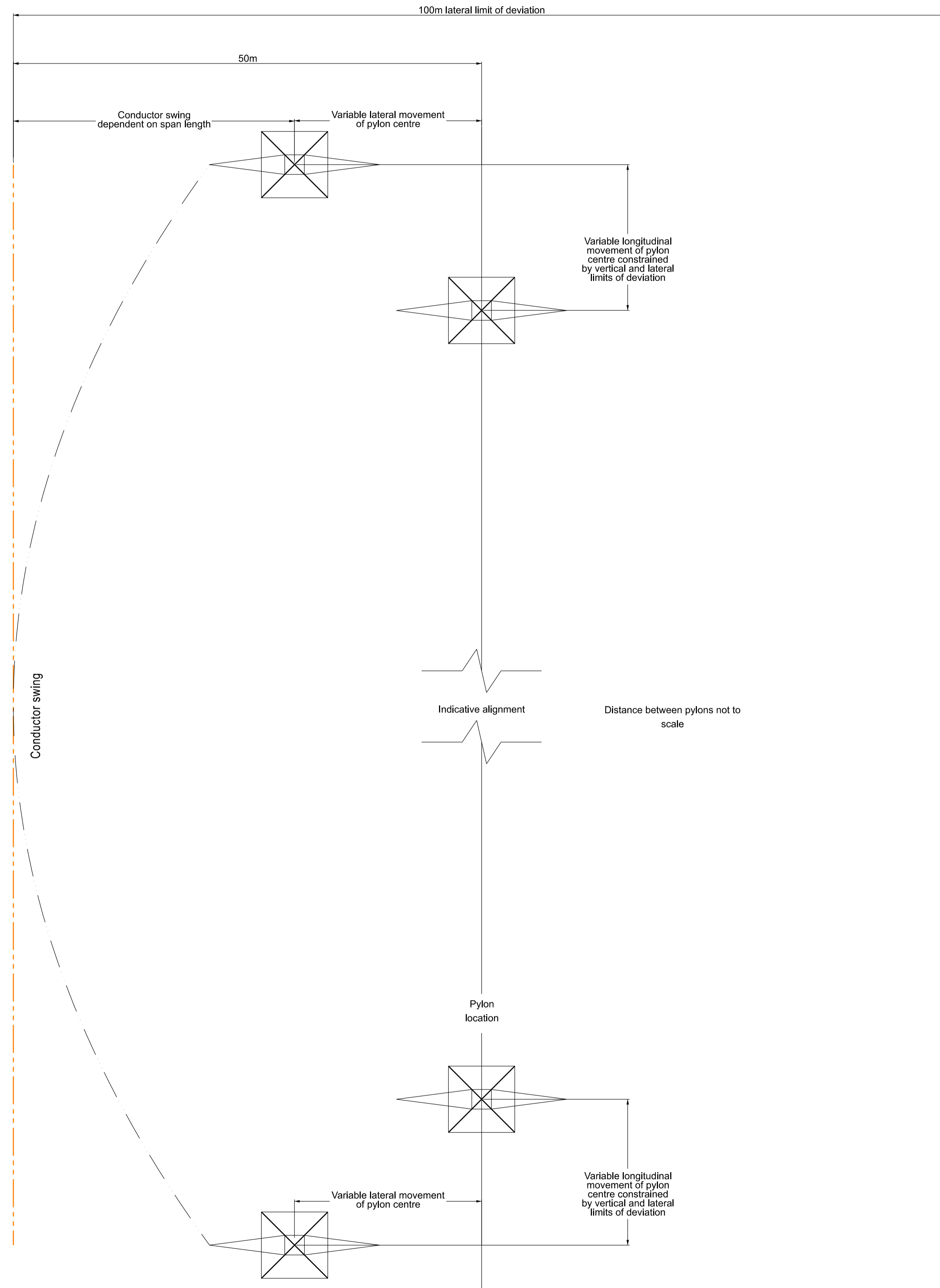
LEGEND



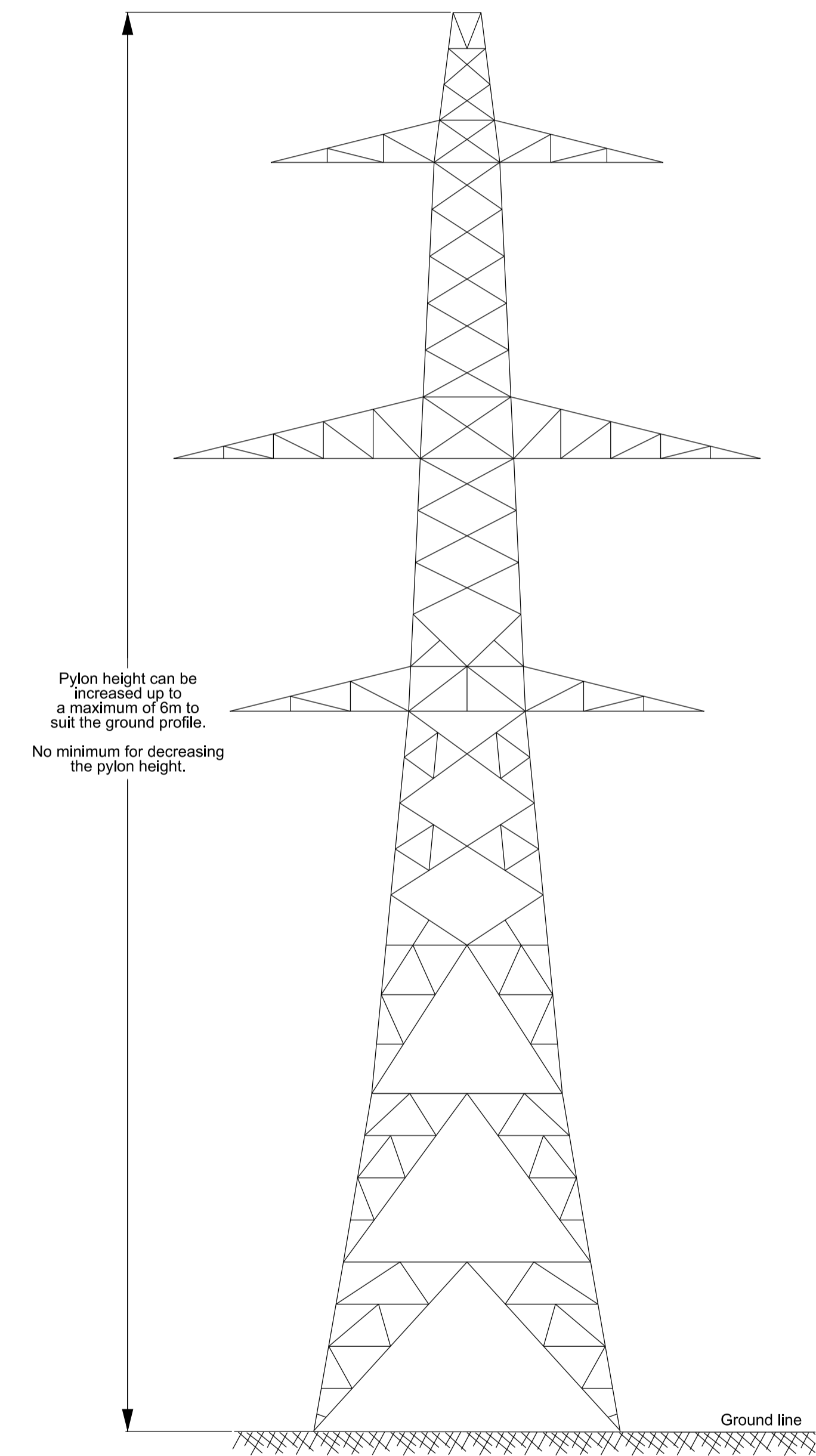
Pylon

--- Limits of deviation

- - - Position of outer overhead line conductor in condition of maximum swing



Lateral limits of deviation
 Generic pylons in plan view
 showing lateral limit of deviation



Vertical limits of deviation
 Generic pylon key diagram
 showing vertical limit of deviation

- Notes
1. All dimensions are approximate and indicated in metres (m) unless noted otherwise.
 2. This drawing shows the limits of deviation of pylons from their indicative locations. Pylons may be moved subject to these limits where local constraints are identified prior to or during construction.

A	APR-2026	FOR SUBMISSION	JDH	RF	BK
Issue	Date	Remarks	Drawn	Checked	Approved

Title
 NATIONAL GRID
 NEW WESTON MARSH SUBSTATION A
 SECTION 37 4ZM APPLICATION
 ILLUSTRATIVE OVERHEAD LINE
 LIMITS OF DEVIATION
 SHEET 1 OF 1

nationalgrid

National Grid Drawing Reference			
GWNC-LST-4ZM-ZZZZZZ-DRW-EN-000008			
Scale	Sheet Size	Sheet	Issue
N.T.S	A1	SHEET 1 OF 1	A