

Fast Reserve

Market Information for Tenders for September 2009

National Grid publishes this information, in order to inform potential participants for the Fast Reserve tender round for September 2009.

Fast Reserve Availability

Our indicative requirement for Fast Reserve in September 2009 is shown on a Settlement Period basis in Figure 1. This requirement covers weekdays, Saturdays, Sundays and Bank Holidays.

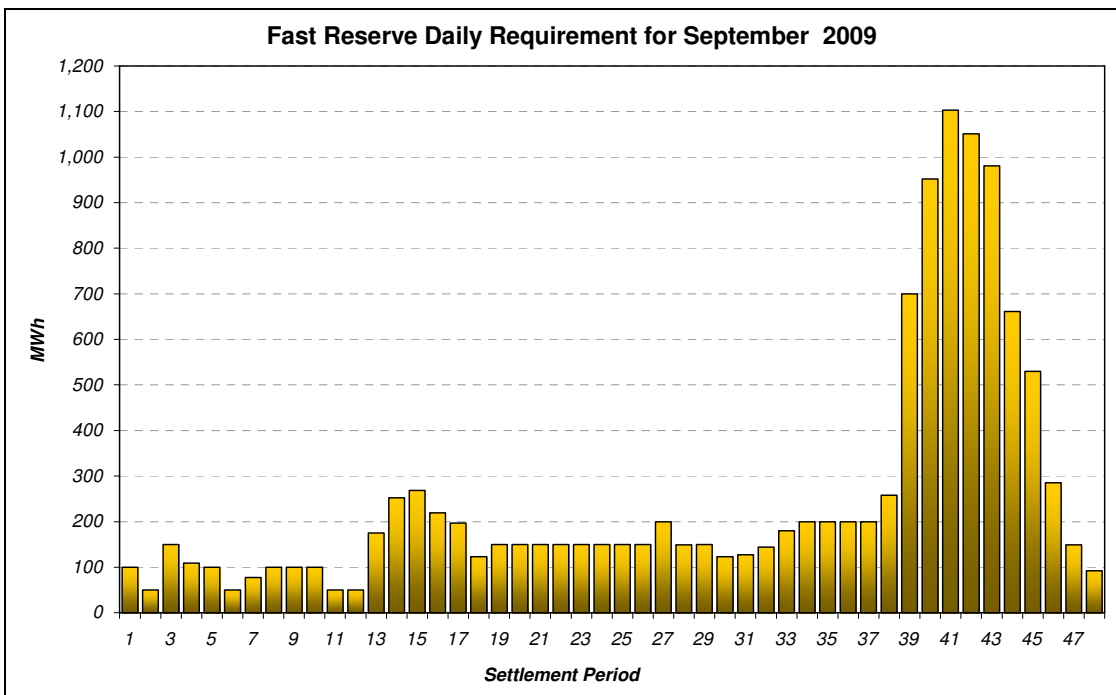


Figure 1

Figure 1 gives an indication of the times of day when Fast Reserve is most useful to National Grid. The actual amount of Fast Reserve "holding" varies from day to day, according to system conditions.

Fast Reserve Utilisation

The following BM information is based on the aggregate of Offers plus Bids accepted to provide Fast Reserve or an equivalent service. Note that the data for July 2009 contains both out-turn and forecast.

Figure 2 shows the daily utilisation of Fast Reserve in the BM and elsewhere during June 2009 and July 2009.

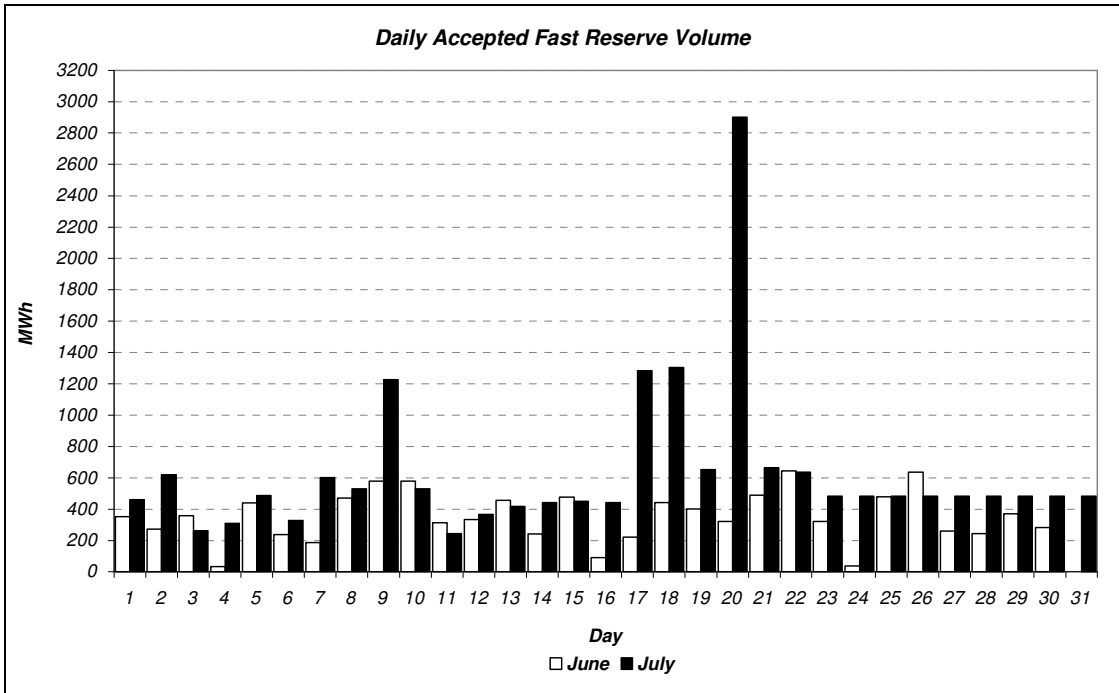


Figure 2

Figure 3 represents this data as total utilisation by Settlement Period across each month. This shows the daily profile of Fast Reserve utilisation.

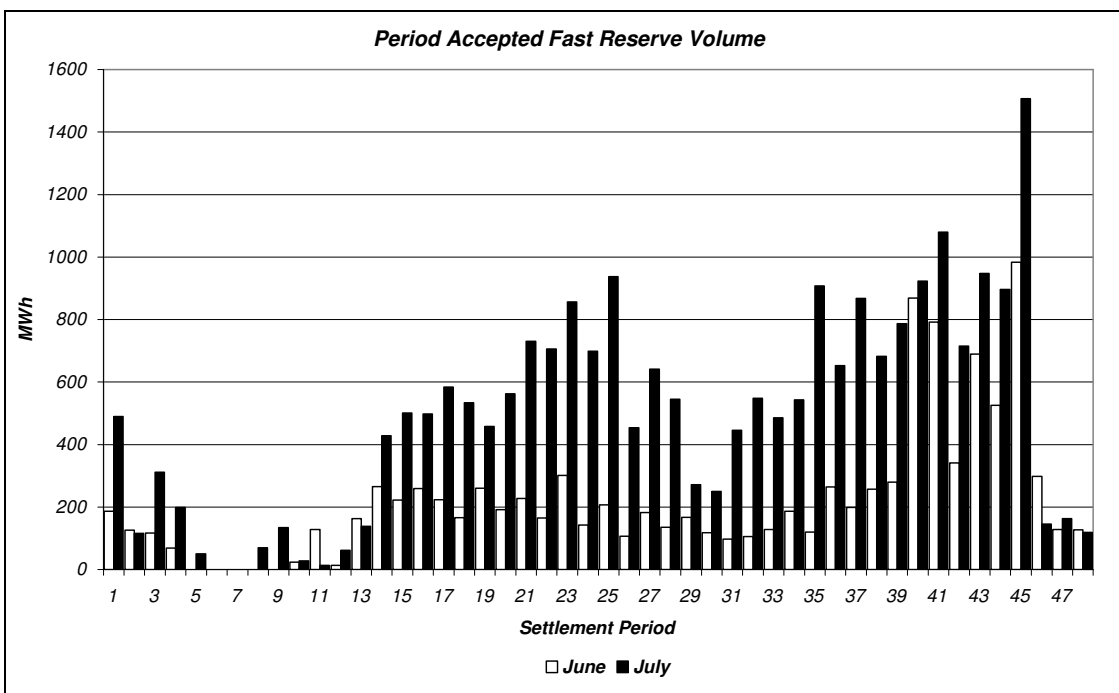


Figure 3

Figure 4 represents the same historical data, as an average utilisation price per Settlement Period for each month.

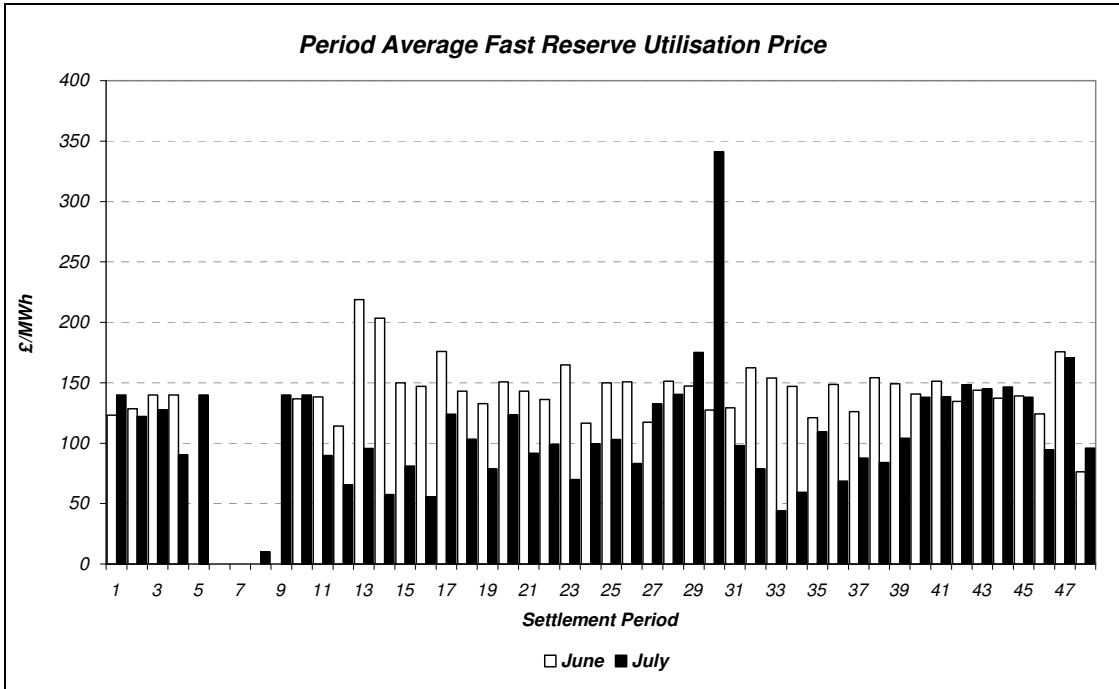


Figure 4

Finally, the same data is used in Figure 5, below, to show the profile of total Fast Reserve utilisation expenditure per Settlement Period for each month.

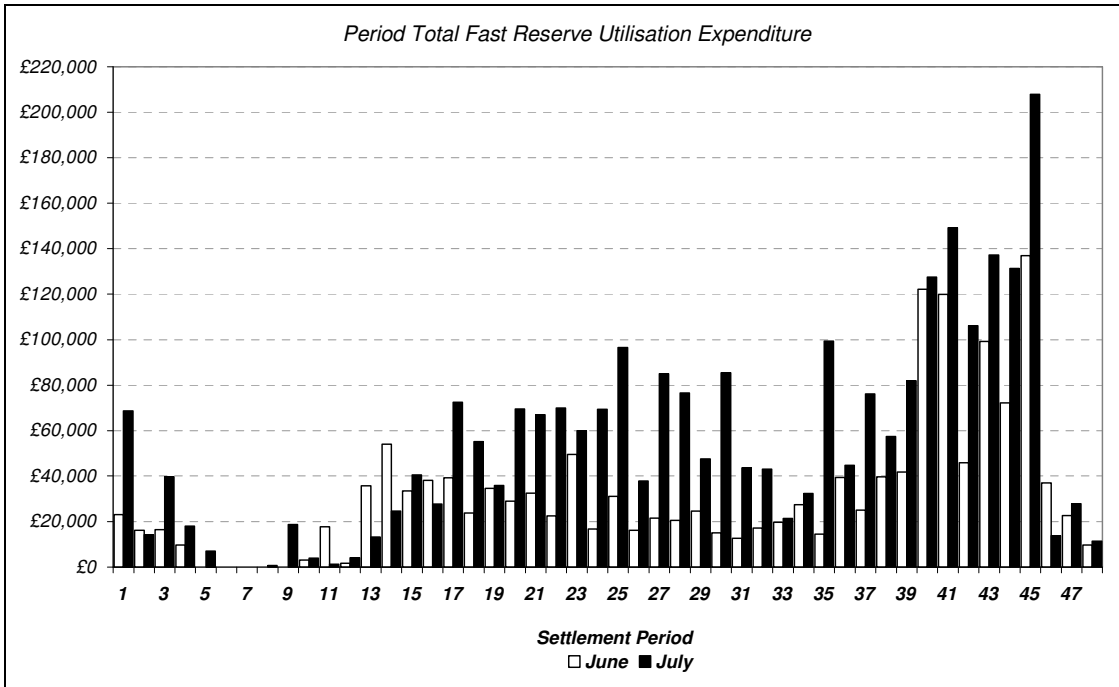


Figure 5

The total volumes of Fast Reserve utilisation of **10.57 GWh** for June 2009 and **23.69 GWh** for July 2009, broken down into price bands are as follows:

June	Price band (£/MWh range)	Volume (MWh)	Average Price (£/MWh)	Cost (£m)
OFFERS	2000 to 99999	0	n/a	n/a
	1000 to 2000	0	n/a	n/a
	300 to 1000	0	n/a	n/a
	0 to 300	9,520	156	1.49
Total		9.52GWh		£1.49m
BIDS	0 to 300	-852	23	-0.02
	-300 to 0	-101	-199	0.02
	-1000 to -300	-94	-421	0.04
	-2000 to -1000	0	n/a	n/a
	-99999 to -2000	0	n/a	n/a
Total		-1.05GWh		£0.04m
Total		10.57GWh		£1.53m

July	Price band (£/MWh range)	Volume (MWh)	Average Price (£/MWh)	Cost (£m)
OFFERS	2000 to 99999	0	n/a	n/a
	1000 to 2000	0	n/a	n/a
	300 to 1000	86	549	0.05
	0 to 300	16,846	153	2.58
Total		16.93GWh		£2.63m
BIDS	0 to 300	-6,353	21	-0.13
	-300 to 0	-172	-116	0.02
	-1000 to -300	-231	-464	0.11
	-2000 to -1000	0	n/a	n/a
	-99999 to -2000	0	n/a	n/a
Total		-6.76GWh		£-0.01m
Total		23.69GWh		£2.62m

For the month of September 2009, tenders from eligible Service Providers for firm Fast Reserve should be submitted to National Grid by 3rd August 2009 (business day 1) for multi-month tenders, or 5th August 2009 (business day 3) for single month tenders. National Grid will notify Service Providers of the outcome of the tender assessment by 14th August 2009 (business day 10).

Tenders should be sent for the attention of:

Bea Ennim
Network Operations
National Grid Electricity Transmission plc
National Grid House
Warwick Technology Park
Gallows Hill
Warwick
CV34 6DA

Tenders can be sent by fax to Bea Ennim on 01926 656612.