

# Fast Reserve

## Market Information for Tenders for October 2009

National Grid publishes this information, in order to inform potential participants for the Fast Reserve tender round for October 2009.

### Fast Reserve Availability

Our indicative requirement for Fast Reserve in October 2009 is shown on a Settlement Period basis in Figure 1. This requirement covers weekdays, Saturdays, Sundays and Bank Holidays.

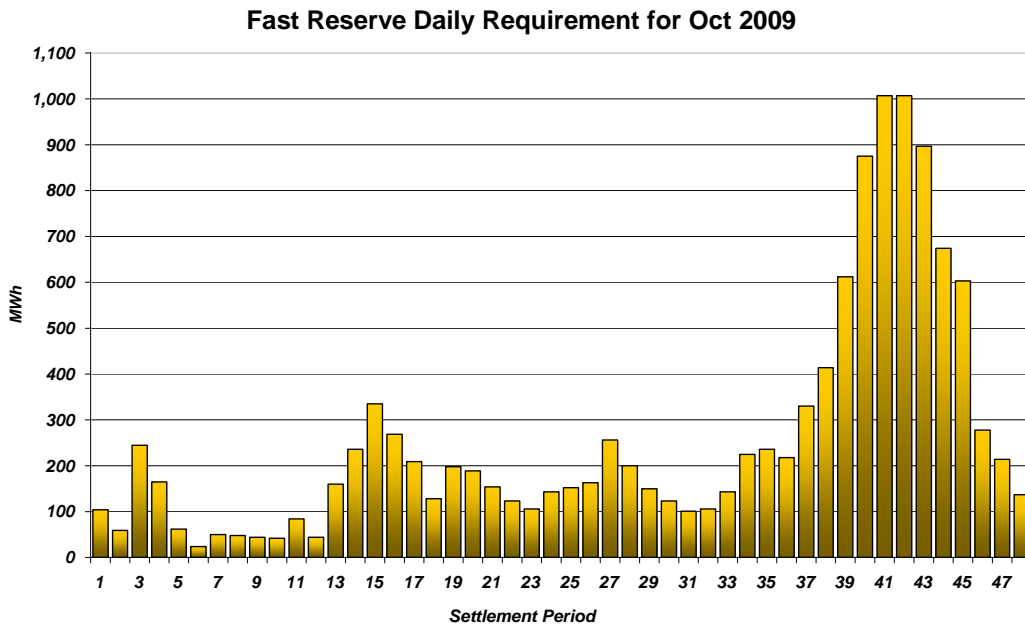


Figure 1

Figure 1 gives an indication of the times of day when Fast Reserve is most useful to National Grid. The actual amount of Fast Reserve "holding" varies from day to day, according to system conditions.

### Fast Reserve Utilisation

The following BM information is based on the aggregate of Offers plus Bids accepted to provide Fast Reserve or an equivalent service. Note that the data for August 2009 contains both out-turn and forecast.

Figure 2 shows the daily utilisation of Fast Reserve in the BM and elsewhere during July 2009 and August 2009.

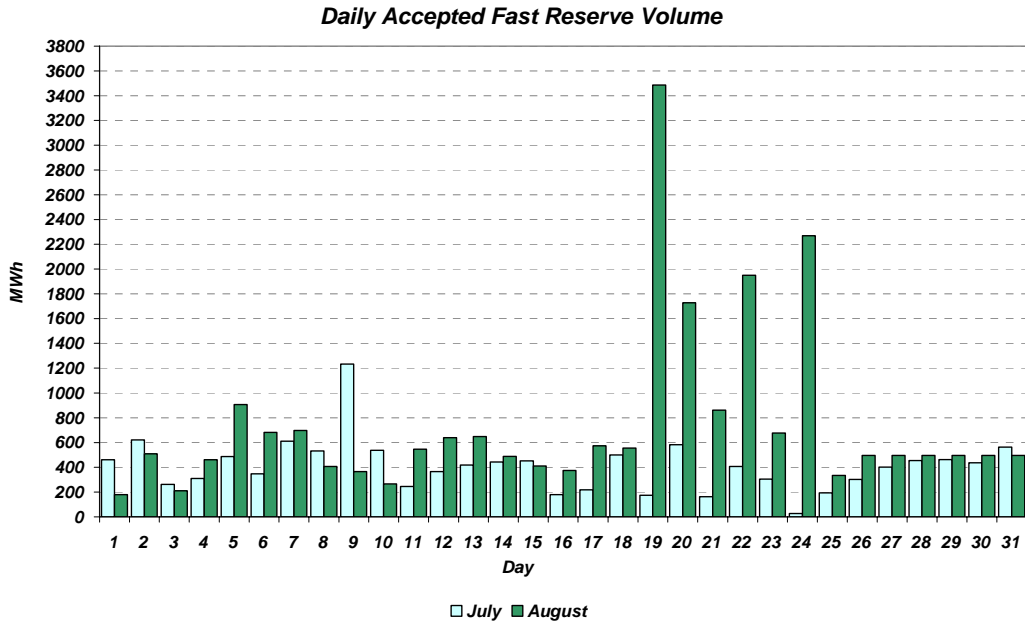


Figure 2

Figure 3 represents this data as total utilisation by Settlement Period across each month. This shows the daily profile of Fast Reserve utilisation.

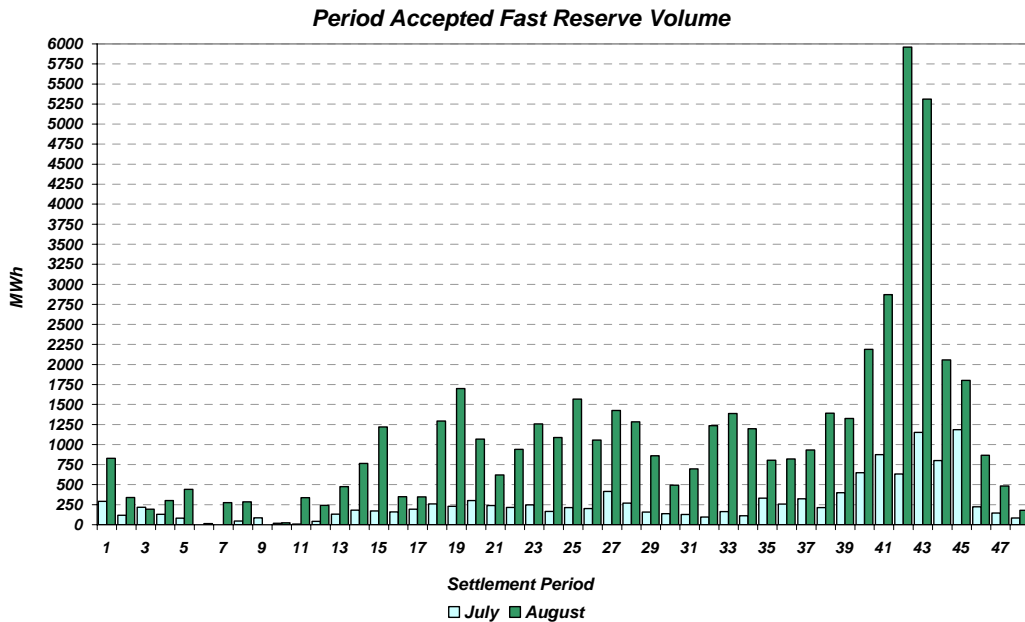


Figure 3

Figure 4 represents the same historical data, as an average utilisation price per Settlement Period for each month.

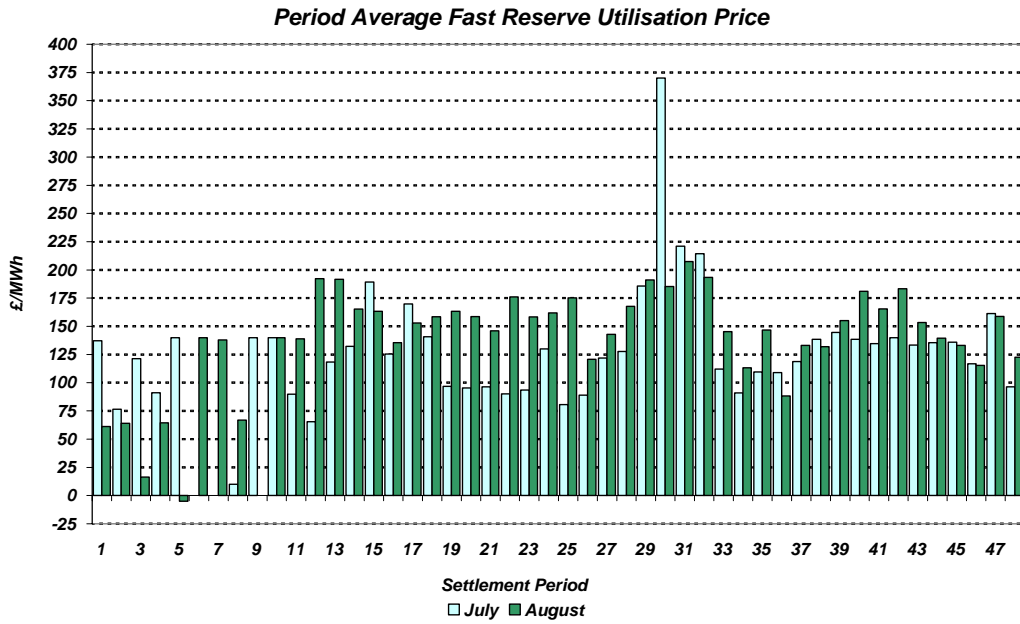


Figure 4

Finally, the same data is used in Figure 5, below, to show the profile of total Fast Reserve utilisation expenditure per Settlement Period for each month.

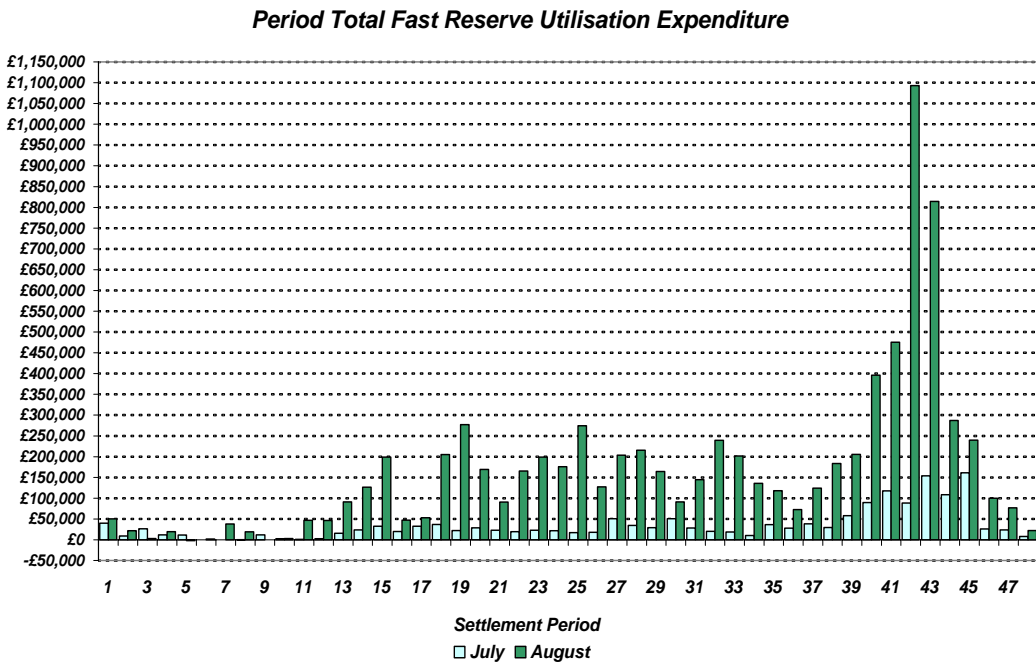


Figure 5

The total volumes of Fast Reserve utilisation of **12.69GWh** for July 2009 and **52.59GWh** for August 2009, broken down into price bands are as follows:

July	Price band (£/MWh range)	Volume (MWh)	Average Price (£/MWh)	Cost (£m)
OFFERS	2000 to 99999	0	n/a	n/a
	1000 to 2000	0	n/a	n/a
	300 to 1000	63	523	0.03
	0 to 300	10,762	146	1.57
<b>Total</b>		<b>10.82GWh</b>		<b>£1.6m</b>
BIDS	0 to 300	-1,591	18	-0.03
	-300 to 0	-106	-111	0.01
	-1000 to -300	-168	-460	0.08
	-2000 to -1000	0	n/a	n/a
	-99999 to -2000	0	n/a	n/a
<b>Total</b>		<b>-1.86GWh</b>		<b>£0.06m</b>
<b>Total</b>		<b>12.69GWh</b>		<b>£1.66m</b>

August	Price band (£/MWh range)	Volume (MWh)	Average Price (£/MWh)	Cost (£m)
OFFERS	2000 to 99999	0	n/a	n/a
	1000 to 2000	0	n/a	n/a
	300 to 1000	234	350	0.08
	0 to 300	45,855	169	7.73
<b>Total</b>		<b>46.09GWh</b>		<b>£7.81m</b>
BIDS	0 to 300	-5,353	14	-0.07
	-300 to 0	-766	-176	0.13
	-1000 to -300	-382	-467	0.18
	-2000 to -1000	0	n/a	n/a
	-99999 to -2000	0	n/a	n/a
<b>Total</b>		<b>-6.5GWh</b>		<b>£0.24m</b>
<b>Total</b>		<b>52.59GWh</b>		<b>£8.05m</b>

For the month of October 2009, tenders from eligible Service Providers for firm Fast Reserve should be submitted to National Grid by 1<sup>st</sup> September 2009 (business day 1) for multi-month tenders, or 3<sup>rd</sup> September 2009 (business day 3) for single month tenders. National Grid will notify Service Providers of the outcome of the tender assessment by 14<sup>th</sup> September 2009 (business day 10).

Tenders should be sent for the attention of:

Bea Ennim  
Network Operations  
National Grid Electricity Transmission plc  
National Grid House  
Warwick Technology Park  
Gallows Hill  
Warwick  
CV34 6DA

Tenders can be sent by fax to Bea Ennim on 01926 656612.