

Fast Reserve

Market Information for Tenders for December 2009

National Grid publishes this information, in order to inform potential participants for the Fast Reserve tender round for December 2009.

Fast Reserve Availability

Our indicative requirement for Fast Reserve in December 2009 is shown on a Settlement Period basis in Figure 1. This requirement covers weekdays, Saturdays, Sundays and Bank Holidays.

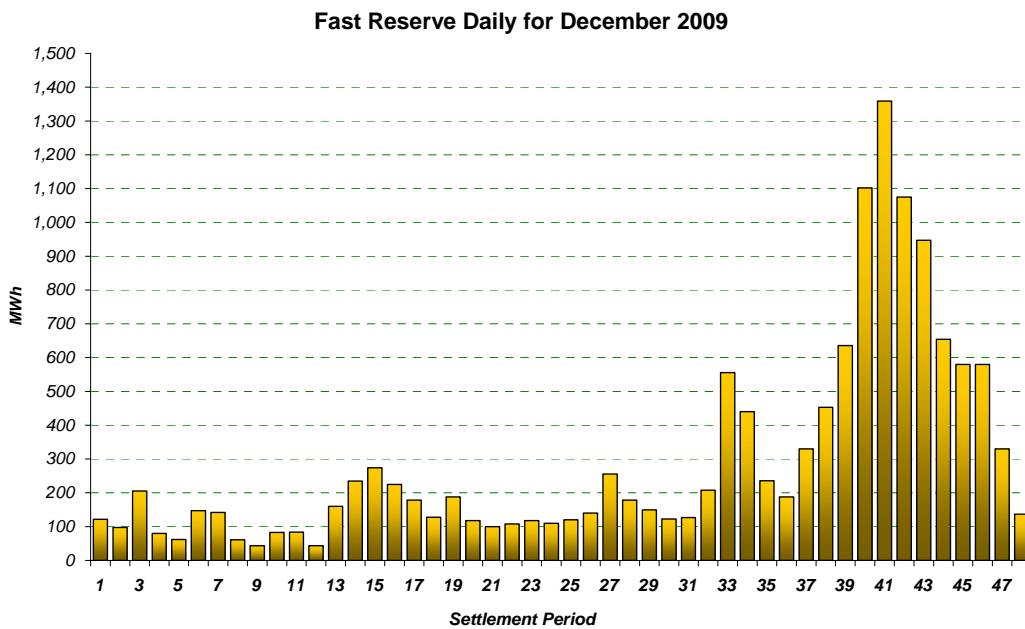


Figure 1

Figure 1 gives an indication of the times of day when Fast Reserve is most useful to National Grid. The actual amount of Fast Reserve "holding" varies from day to day, according to system conditions.

Fast Reserve Utilisation

The following BM information is based on the aggregate of Offers plus Bids accepted to provide Fast Reserve or an equivalent service. Note that the data for October 2009 contains both out-turn and forecast.

Figure 2 shows the daily utilisation of Fast Reserve in the BM and elsewhere during September 2009 and October 2009.

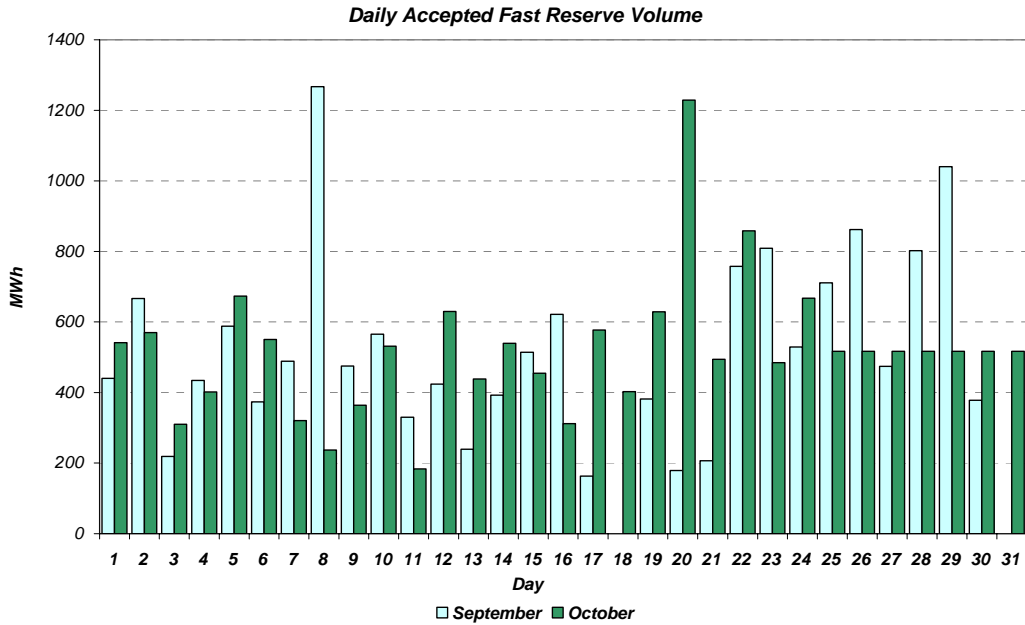


Figure 2

Figure 3 represents this data as total utilisation by Settlement Period across each month. This shows the daily profile of Fast Reserve utilisation.

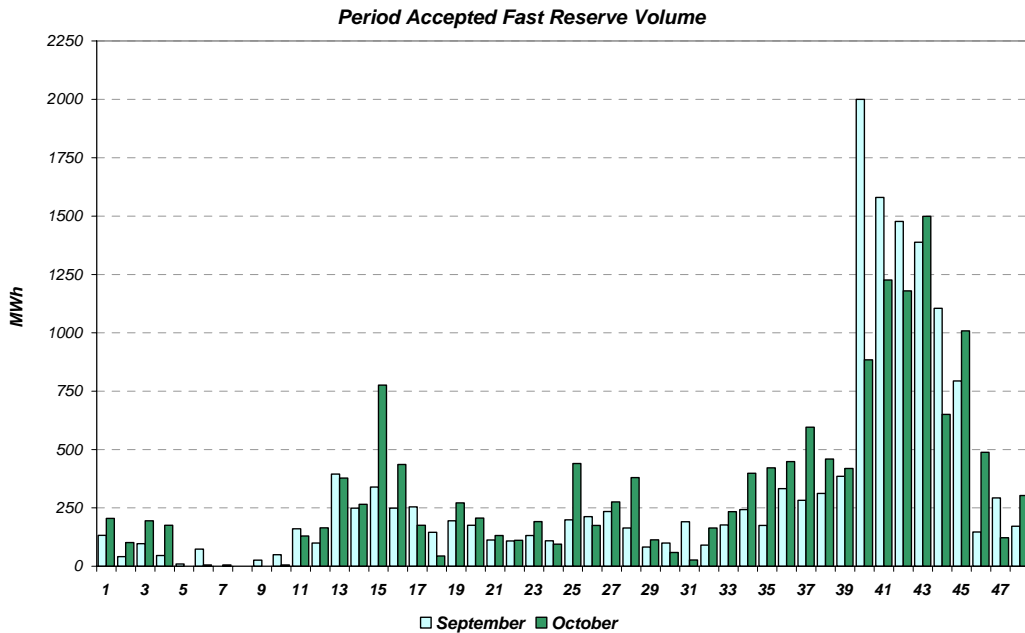


Figure 3

Figure 4 represents the same historical data, as an average utilisation price per Settlement Period for each month.

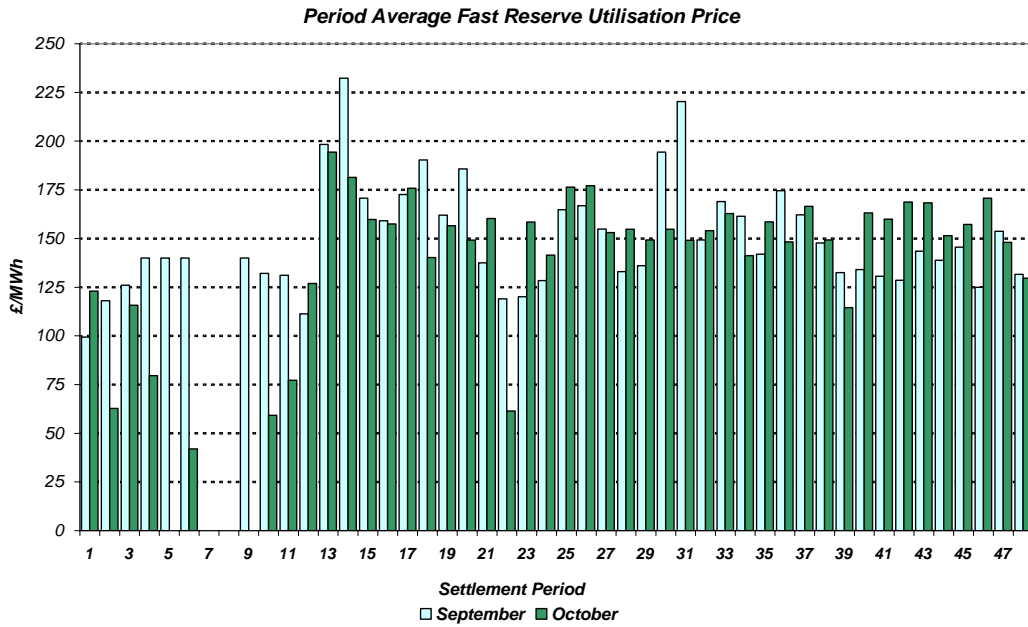


Figure 4

Finally, the same data is used in Figure 5, below, to show the profile of total Fast Reserve utilisation expenditure per Settlement Period for each month.

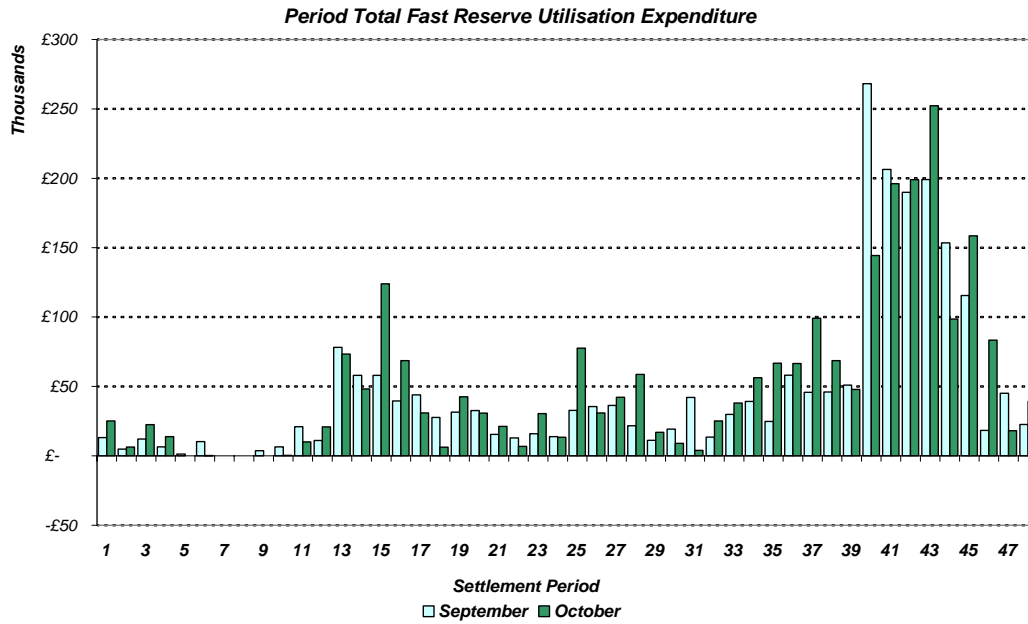


Figure 5

The total volumes of Fast Reserve utilisation of **15.34 GWh** for September and **16.05 GWh** for October, broken down into price bands are as follows:

September	Price band (£/MWh range)	Volume (MWh)	Average Price (£/MWh)	Cost (£m)
OFFERS	2000 to 99999	0	n/a	n/a
	1000 to 2000	0	n/a	n/a
	300 to 1000	415	330	0.14
	0 to 300	12,352	167	2.06
Total		12.77GWh		£2.2m
BIDS	0 to 300	-2,293	13	-0.03
	-300 to 0	-169	-169	0.03
	-1000 to -300	-105	-468	0.05
	-2000 to -1000	0	n/a	n/a
	-99999 to -2000	0	n/a	n/a
Total		-2.57GWh		£0.05m
Total		15.34GWh		£2.24m

October	Price band (£/MWh range)	Volume (MWh)	Average Price (£/MWh)	Cost (£m)
OFFERS	2000 to 99999	0	n/a	n/a
	1000 to 2000	0	n/a	n/a
	300 to 1000	197	344	0.07
	0 to 300	14,575	162	2.36
Total		14.77GWh		£2.42m
BIDS	0 to 300	-889	16	-0.01
	-300 to 0	-310	-172	0.05
	-1000 to -300	-74	-429	0.03
	-2000 to -1000	0	n/a	n/a
	-99999 to -2000	0	n/a	n/a
Total		-1.27GWh		£0.07m
Total		16.05GWh		£2.49m

For the month of December 2009, tenders from eligible Service Providers for firm Fast Reserve should be submitted to National Grid by Monday 2nd November (business day 1) for multi-month tenders, or Wednesday 4th November (business day 3) for single month tenders. National Grid will notify Service Providers of the outcome of the tender assessment by Friday 13th November (business day 10).

Tenders should be sent for the attention of:

Bea Ennim
Network Operations
National Grid Electricity Transmission plc
National Grid House
Warwick Technology Park
Gallows Hill
Warwick
CV34 6DA

Tenders can be sent by fax to Bea Ennim on 01926 656612.