

# Fast Reserve

## Market Information for Tenders for October 2007

National Grid publishes this information, in order to inform potential participants for the Fast Reserve tender round for October 2007.

### Fast Reserve Availability

Our indicative requirement for Fast Reserve in October 2007 is shown on a Settlement Period basis in Figure 1. This requirement covers weekdays, Saturdays, Sundays and Bank Holidays.

**Fast Reserve Daily Requirement for October 2007**

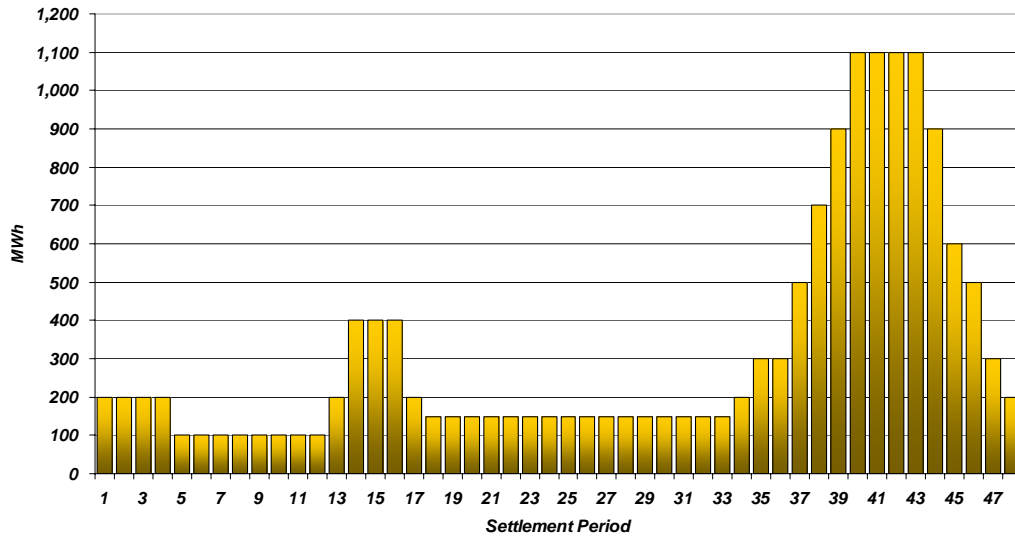


Figure 1

Figure 1 gives an indication of the times of day when Fast Reserve is most useful to National Grid. The actual amount of Fast Reserve "holding" varies from day to day, according to system conditions.

**Fast Reserve Utilisation**

Figure 2 shows the daily utilisation of Fast Reserve in the BM and elsewhere during July 2007 and August 2007. The BM information is based on the aggregate of Offers plus Bids accepted to provide Fast Reserve or an equivalent service.

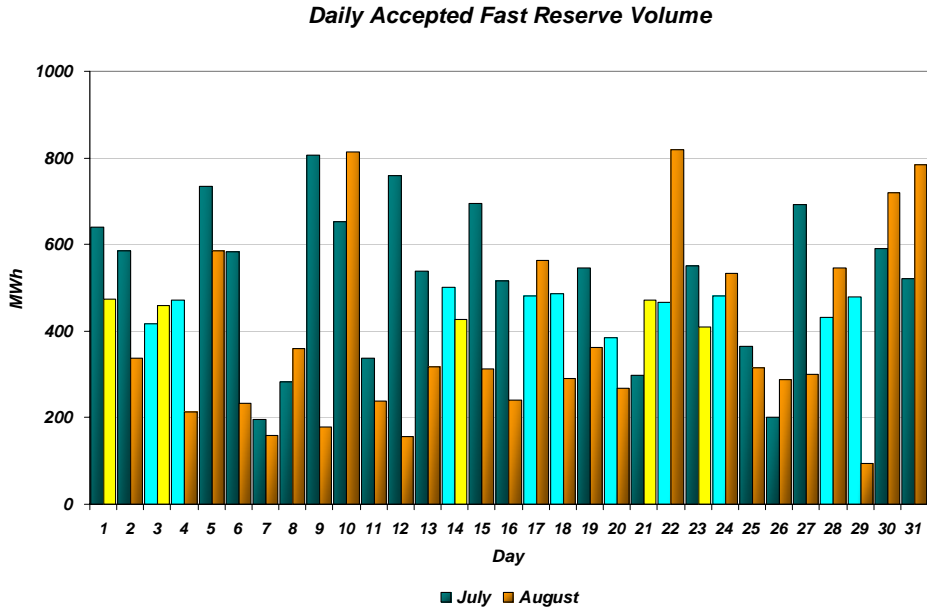


Figure 2

Figure 3 represents this data as total utilisation by Settlement Period across each month. This shows the daily profile of Fast Reserve utilisation.

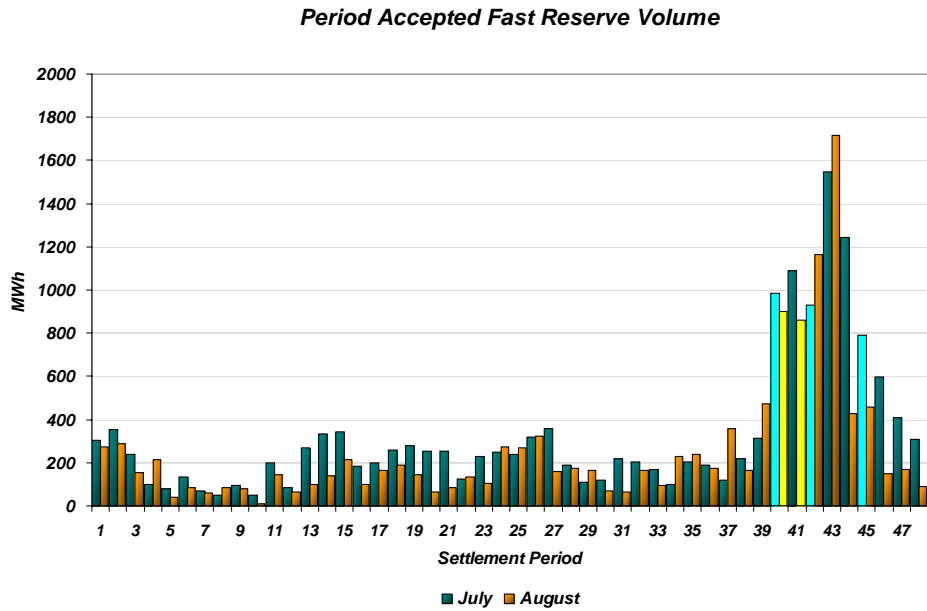


Figure 3

Figure 4 represents the same historical data, as an average utilisation price per Settlement Period for each month.

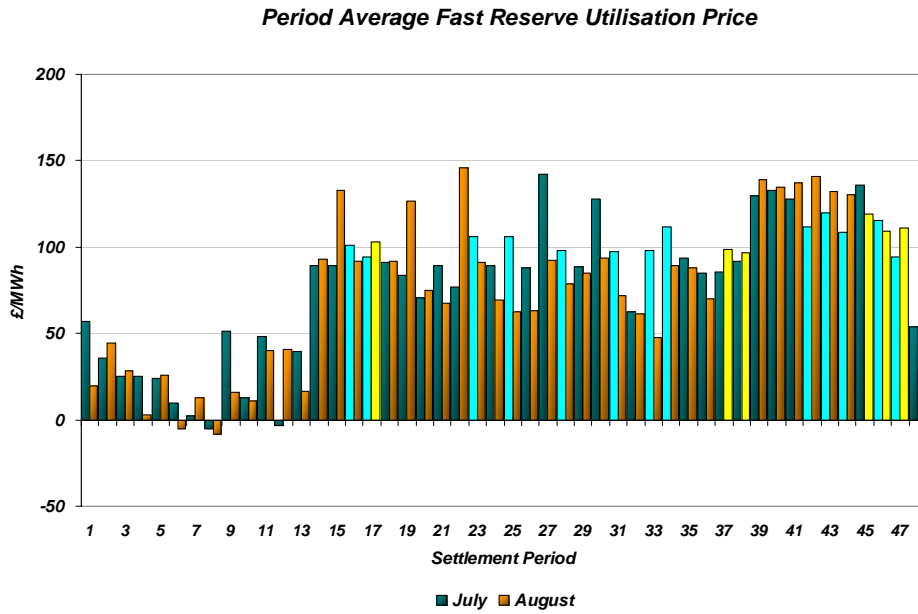


Figure 4

Finally, the same data is used in Figure 5, below, to show the profile of total Fast Reserve utilisation expenditure per Settlement Period for each month.

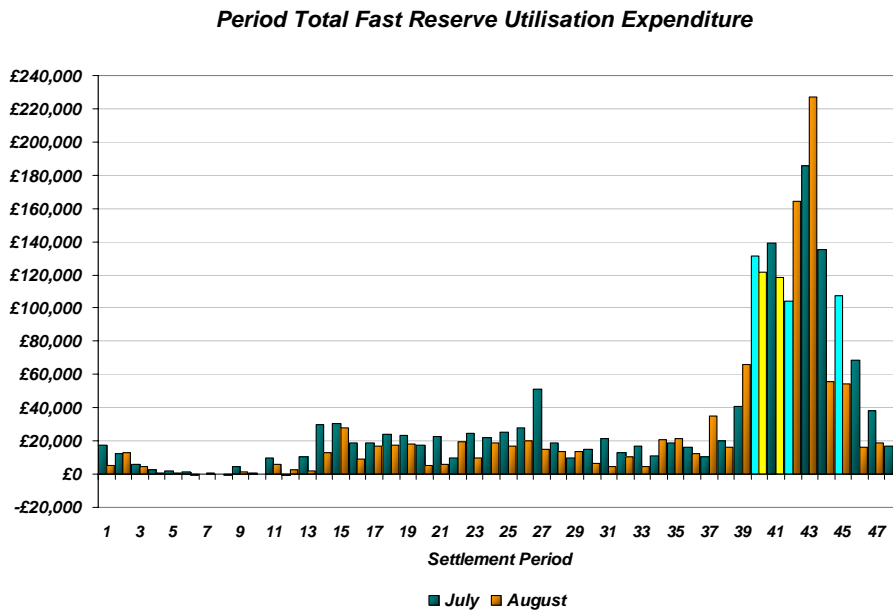


Figure 5

The total volumes of Fast Reserve utilisation of **15.7GWh** for July 2007 and **12.3GWh** for August 2007, broken down into price bands are as follows:

Jul	Price band (£/MWh range)	Volume (MWh)	Average Price (£/MWh)	Cost (£m)
	2000 to 99999	0	n/a	n/a
<b>OFFERS</b>	1000 to 2000	0	n/a	n/a
	300 to 1000	16	350	0.01
	0 to 300	13,398	111	1.49
<b>Total</b>		<b>13.41GWh</b>		<b>£1.49m</b>
	0 to 300	-1,785	12	-0.02
<b>BIDS</b>	-300 to 0	-449	-122	0.05
	-1000 to -300	-50	-503	0.03
	-2000 to -1000	0	n/a	n/a
	-99999 to -2000	0	n/a	n/a
<b>Total</b>		<b>-2.28GWh</b>		<b>£0.06m</b>
<b>Total</b>		<b>15.7GWh</b>		<b>£1.55m</b>

August	Price band (£/MWh range)	Volume (MWh)	Average Price (£/MWh)	Cost (£m)
	2000 to 99999	0	n/a	n/a
<b>OFFERS</b>	1000 to 2000	0	n/a	n/a
	300 to 1000	0	n/a	n/a
	0 to 300	10,426	119	1.24
<b>Total</b>		<b>10.43GWh</b>		<b>£1.24m</b>
	0 to 300	-1,641	12	-0.02
<b>BIDS</b>	-300 to 0	-191	-133	0.03
	-1000 to -300	-17	-440	0.01
	-2000 to -1000	0	n/a	n/a
	-99999 to -2000	0	n/a	n/a
<b>Total</b>		<b>-1.85GWh</b>		<b>£0.01m</b>
<b>Total</b>		<b>12.27GWh</b>		<b>£1.25m</b>

For the month of October 2007, tenders from eligible Service Providers for firm Fast Reserve should be submitted to National Grid by Friday 14<sup>th</sup> September 2007 (business day 10). National Grid will notify Service Providers of the outcome of the tender assessment by Friday 21<sup>st</sup> September 2007 (business day 15).

Tenders should be sent for the attention of:

Bea Ennim  
Network Operations  
National Grid Electricity Transmission plc  
National Grid House  
Warwick Technology Park  
Gallows Hill  
Warwick  
CV34 6DA

Tenders can be sent by fax to Bea Ennim on 01926 656612.