

STOR Market Information Report: TR 06

(Short-Term Operating Reserve)

Introduction

This market report is produced after each tender round and is designed to give existing and potential STOR participants an overall view of the tendered utilisation and availability prices and National Grid's resultant forward contracted position; together with further details on the type, size and dynamics of the tendered plant. For further information regarding this product or how and when to tender please consult the tender and reports section of National Grids Balancing Services information website:

<http://www.nationalgrid.com/uk/Electricity/Balancing/services/reserveservices/STOR/>

Furthermore, information on the use of the STOR service can be seen at monthly resolution in the Monthly Balancing Services Statement found on National Grids Balancing Services information website:

<http://www.nationalgrid.com/uk/Electricity/Balancing/Summary/>

The report is divided into 2 main sections:

- Section 1 provides a summary of the tender round providing market participants with tendered and accepted volume and price information across seasons. The data is broken down between response time, flexible and committed providers plus a breakdown of the size of accepted units.
- Section 2 provides an overview of the total contracted position for each season of National Grid's Short Term Operating Reserve Requirement (STORR) through this and any previous tender rounds. This section allows the market participants to identify where there are opportunities to tender in future tender rounds.

This report is for the last and final tender round for 2008/09 and is for service provision commencing on the 26th October 2008 to 31st March 2009 and the second for year 3. This is the sixth tender round since STOR began in April 2007. In this report year 2 refers to 2008/09 and year 3 refers to 2009/10.

A Summary of the Season dates has been attached as Appendix 2

Disclaimer of liability

The information contained or referred to in this market report and all other information relating to Short Term Operating Reserve which is provided by National Grid at any time whether before or after the date of publication of this market report is provided in good faith. Although National Grid makes reasonable efforts to ensure the accuracy and integrity of such information, no warranty or representation or other obligation or commitment of any kind is given by [National Grid], its employees or advisors as to the accuracy, completeness, timeliness or fitness for any purpose of any such information. Neither National Grid nor its employees or advisors shall be under any liability for any error or misstatement contained in this market report and will not be liable for any loss caused as a result of the reader doing or not doing anything as a result of reading this market report or any part of it.

Copyright

Any and all copyright and all other intellectual property rights contained in this document belong to National Grid. To the extent that you re-use the document, in its original form and without making any modifications or adaptations thereto, you must reproduce, clearly and prominently, the following copyright statement in your own documentation:

© National Grid plc, all rights reserved.

Section 1.1 Submitted and Accepted Volumes

Table 1 below shows a high-level overview of the tenders received by National Grid for seasons 2.1 to 3.6. The numbers have been broken down by tender round and show only seasons which pertain to year 2 and 3 as described above. For this tender round National Grid received 122 tenders for seasons 2.3 to 3.6 from 13 companies inclusive. National Grid accepted all of the tenders for the remainder of Year 2 and all the tenders for Year 3

Table1: Season summary table for Tender Rounds 1 to 6

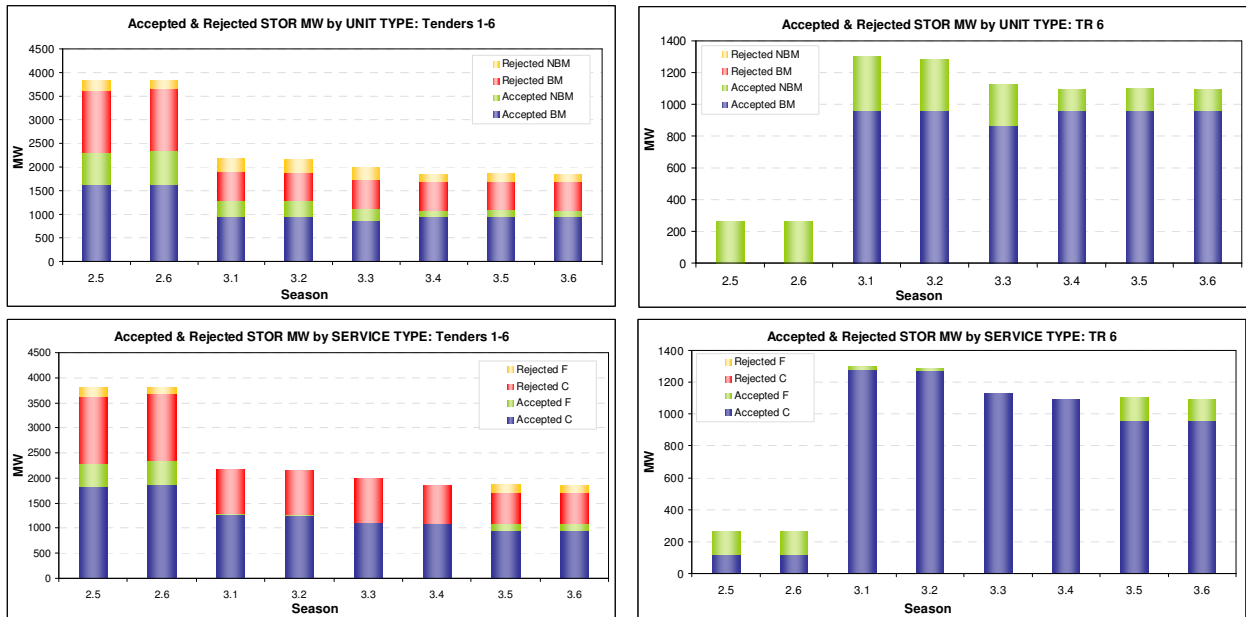
| Season Flexible or Committed Service | | 2-1 | | 2-2 | | 2-3 | | 2-4 | | 2-5 | | 2-6 | | |
|--|----------|--------|--------|--------|--------|--------|--------|--------|--------|--------|--------|--------|--------|------|
| | | F | C | F | C | F | C | F | C | F | C | F | C | |
| Previously Accepted Standing Reserve | | 0 | 68 | 0 | 68 | 0 | 68 | 0 | 68 | 0 | 68 | 0 | 68 | |
| TR1 Tendered MW | | 0 | 930 | 0 | 928 | 0 | 928 | 0 | 930 | 0 | 930 | 0 | 930 | |
| TR1 Accepted MW | | 0 | 115 | 0 | 113 | 0 | 113 | 0 | 115 | 0 | 115 | 0 | 115 | |
| TR2 Tendered MW | | 0 | 664 | 0 | 652 | 0 | 646 | 0 | 520 | 0 | 515 | 0 | 515 | |
| TR2 Accepted MW | | 0 | 0 | 0 | 0 | 0 | 0 | 0 | 0 | 0 | 0 | 0 | 0 | |
| TR3 Tendered MW | | 21 | 983 | 21 | 965 | 21 | 968 | 21 | 842 | 18 | 815 | 18 | 815 | |
| TR3 Accepted MW | | 3 | 983 | 21 | 965 | 21 | 968 | 3 | 842 | 18 | 815 | 18 | 815 | |
| TR4 Tendered MW | | 430 | 1026 | 433 | 1003 | 311 | 715 | 334 | 815 | 384 | 685 | 380 | 686 | |
| TR4 Accepted MW | | 345 | 791 | 356 | 1003 | 234 | 675 | 257 | 815 | 254 | 685 | 303 | 686 | |
| TR5 Tendered MW | | | | | | 164 | 195 | 164 | 155 | 112 | 29 | 72 | 69 | |
| TR5 Accepted MW | | | | | | 107 | 195 | 107 | 155 | 55 | 29 | 15 | 69 | |
| TR6 Tendered MW | | | | | | | | | | 144 | 122 | 144 | 122 | |
| TR6 Accepted MW | | | | | | | | | | 144 | 122 | 144 | 122 | |
| Tendered MW (Excl Prev) | | 451 | 3603 | 454 | 3548 | 496 | 3452 | 519 | 3262 | 658 | 3096 | 614 | 3137 | |
| Accepted MW (Excl Prev) | | 348 | 1889 | 377 | 2081 | 362 | 1951 | 367 | 1927 | 471 | 1766 | 480 | 1807 | |
| Total Accepted MW | | 2305 | | 2526 | | 2381 | | 2362 | | 2305 | | 2355 | | |
| Average Submitted Availability Price * (€/MWh) | Previous | - | 4.10 | - | 4.10 | - | 4.10 | - | 4.10 | - | 4.10 | - | 4.10 | |
| | TR1 | - | 8.73 | - | 8.73 | - | 8.73 | - | 9.11 | - | 9.11 | - | 9.11 | |
| | TR2 | - | 6.87 | - | 6.96 | - | 7.08 | - | 8.73 | - | 8.75 | - | 8.75 | |
| | TR3 | 5.00 | 6.75 | 5.00 | 6.83 | 5.00 | 6.83 | 5.00 | 8.72 | 5.48 | 8.82 | 5.48 | 8.82 | |
| | TR4 | 6.00 | 7.14 | 6.34 | 7.10 | 6.50 | 7.21 | 6.89 | 7.30 | 7.33 | 7.34 | 7.22 | 7.33 | |
| | TR5 | | | | | 6.39 | 7.69 | 6.56 | 7.82 | | | 8.63 | 6.66 | 8.14 |
| | TR6 | | | | | | | | | 6.89 | 8.22 | 6.59 | 8.22 | |
| Average Accepted Availability Price * (€/MWh) | Previous | - | 4.10 | - | 4.10 | - | 4.10 | - | 4.10 | - | 4.10 | - | 4.10 | |
| | TR1 | - | 5.37 | - | 5.37 | - | 5.37 | - | 8.50 | - | 8.50 | - | 8.50 | |
| | TR2 | - | 0.00 | - | 0.00 | - | 0.00 | - | 0.00 | - | 0.00 | - | 0.00 | |
| | TR3 | 5.00 | 6.75 | 5.00 | 6.83 | 5.00 | 6.83 | 5.00 | 8.72 | 5.48 | 8.82 | 5.48 | 8.82 | |
| | TR4 | 5.89 | 6.98 | 6.27 | 7.10 | 6.48 | 7.19 | 6.60 | 7.30 | 6.83 | 7.34 | 7.07 | 7.33 | |
| | TR5 | | | | | 5.87 | 7.69 | 5.99 | 7.82 | 8.58 | 6.66 | 7.40 | 8.30 | |
| | TR6 | | | | | | | | | 6.89 | 8.22 | 6.59 | 8.22 | |
| Average Submitted Utilisation Price * (€/MWh) | Previous | - | 250.00 | - | 250.00 | - | 250.00 | - | 250.00 | - | 250.00 | - | 250.00 | |
| | TR1 | - | 226.44 | - | 226.37 | - | 226.37 | - | 226.44 | - | 226.44 | - | 226.44 | |
| | TR2 | - | 263.65 | - | 264.82 | - | 265.22 | - | 261.22 | - | 261.82 | - | 261.82 | |
| | TR3 | 180.00 | 234.95 | 180.00 | 235.67 | 180.00 | 235.22 | 180.00 | 232.36 | 189.02 | 232.16 | 189.04 | 232.16 | |
| | TR4 | 206.32 | 269.68 | 210.27 | 272.00 | 201.71 | 293.44 | 212.47 | 281.35 | 226.04 | 292.77 | 226.17 | 292.16 | |
| | TR5 | | | | | 294.36 | 226.17 | 305.88 | 222.61 | 273.85 | 198.97 | 238.65 | 257.54 | |
| | TR6 | | | | | | | | | 377.39 | 253.61 | 365.99 | 253.61 | |
| Average Accepted Utilisation Price * (€/MWh) | Previous | - | 250.00 | - | 250.00 | - | 250.00 | - | 250.00 | - | 250.00 | - | 250.00 | |
| | TR1 | - | 193.48 | - | 192.30 | - | 192.30 | - | 193.48 | - | 193.48 | - | 193.48 | |
| | TR2 | - | 0.00 | - | 0.00 | - | 0.00 | - | 0.00 | - | 0.00 | - | 0.00 | |
| | TR3 | 180.00 | 234.95 | 180.00 | 235.67 | 180.00 | 235.22 | 180.00 | 232.36 | 189.02 | 232.16 | 189.04 | 232.16 | |
| | TR4 | 204.11 | 297.33 | 208.52 | 272.00 | 200.59 | 298.98 | 210.58 | 281.35 | 235.18 | 292.77 | 226.47 | 292.16 | |
| | TR5 | | | | | 311.14 | 226.17 | 327.37 | 222.61 | 288.68 | 198.97 | 256.67 | 257.54 | |
| | TR6 | | | | | | | | | 377.39 | 253.61 | 365.99 | 253.61 | |

* Average Prices are Volume Weighted

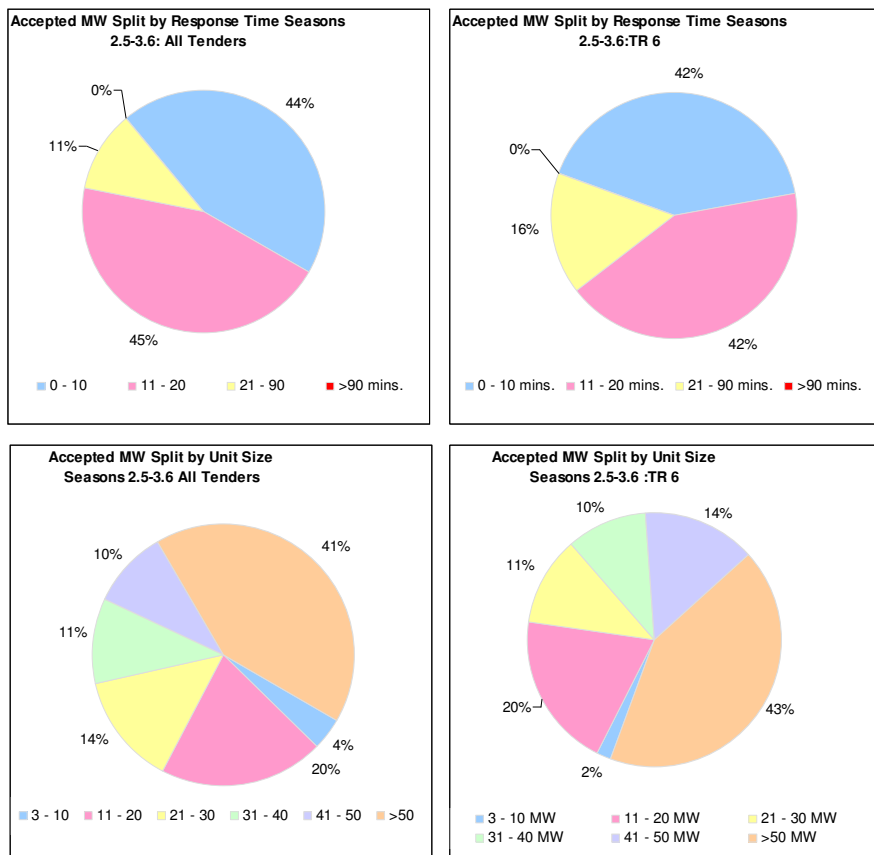
| Season Flexible or Committed Service | | 3.1 | | 3.2 | | 3.3 | | 3.4 | | 3.5 | | 3.6 | |
|--|-----|--------|--------|--------|--------|------|--------|------|--------|--------|--------|--------|--------|
| | | F | C | F | C | F | C | F | C | F | C | F | C |
| TR4 Tendered MW | | 0 | 40 | 0 | 40 | 0 | 40 | 0 | 40 | 0 | 40 | 0 | 40 |
| TR4 Accepted MW | | 0 | 0 | 0 | 0 | 0 | 0 | 0 | 0 | 0 | 0 | 0 | 0 |
| TR5 Tendered MW | | 0 | 843 | 4 | 826 | 0 | 830 | 0 | 712 | 140 | 580 | 132 | 580 |
| TR5 Accepted MW | | 0 | 0 | 0 | 0 | 0 | 0 | 0 | 0 | 0 | 0 | 0 | 0 |
| TR6 Tendered MW | | 18 | 1283 | 18 | 1270 | 0 | 1127 | 0 | 1094 | 140 | 962 | 132 | 962 |
| TR6 Accepted MW | | 18 | 1283 | 18 | 1270 | 0 | 1127 | 0 | 1094 | 140 | 962 | 132 | 962 |
| sub Total Tendered MW | | 18 | 2166 | 22 | 2136 | 0 | 1997 | 0 | 1846 | 280 | 1582 | 264 | 1582 |
| sub Total Accepted MW | | 18 | 1283 | 18 | 1270 | 0 | 1127 | 0 | 1094 | 140 | 962 | 132 | 962 |
| Total Accepted MW | | 1301 | | 1288 | | 1127 | | 1094 | | 1102 | | 1094 | |
| Average Submitted Availability Price (€/MWh) | TR4 | - | 10.00 | - | 10.00 | - | 10.00 | - | 10.00 | - | 10.00 | - | 10.00 |
| | TR5 | - | 8.64 | 8.90 | 8.71 | - | 8.65 | - | 9.28 | 8.84 | 9.47 | 8.84 | 9.47 |
| | TR6 | 6.08 | 8.70 | 6.15 | 8.71 | - | 8.79 | - | 9.05 | 8.75 | 9.18 | 8.50 | 9.18 |
| Average Accepted Availability Price (€/MWh) | TR4 | - | - | - | - | - | - | - | - | - | - | - | - |
| | TR5 | - | - | - | - | - | - | - | - | - | - | - | - |
| | TR6 | 6.08 | 8.70 | 6.15 | 8.71 | - | 8.79 | - | 9.05 | 8.75 | 9.18 | 8.50 | 9.18 |
| Average Submitted Utilisation Price (€/MWh) | TR4 | - | 325.00 | - | 325.00 | - | 325.00 | - | 325.00 | - | 325.00 | - | 325.00 |
| | TR5 | - | 384.49 | 430.00 | 386.39 | - | 386.60 | - | 411.46 | 258.57 | 446.22 | 258.71 | 446.22 |
| | TR6 | 325.00 | 317.93 | 325.00 | 318.52 | - | 329.63 | - | 329.57 | 268.43 | 338.99 | 268.48 | 338.99 |
| Average Accepted Utilisation Price (€/MWh) | TR4 | - | - | - | - | - | - | - | - | - | - | - | - |
| | TR5 | - | - | - | - | - | - | - | - | - | - | - | - |
| | TR6 | 325.00 | 317.93 | 325.00 | 318.52 | - | 329.63 | - | 329.57 | 268.43 | 338.99 | 268.48 | 338.99 |

* Average Prices are Volume Weighted

The diagrams to below show an overview of accepted and rejected tenders for seasons 2.5 to 3.6.



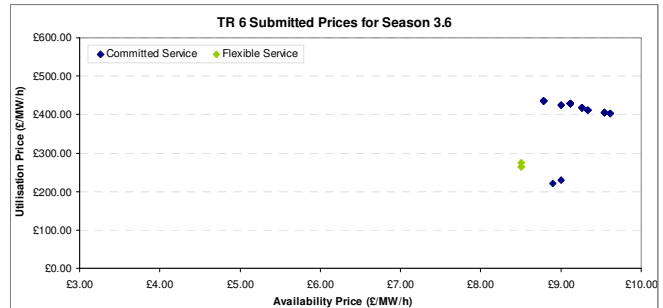
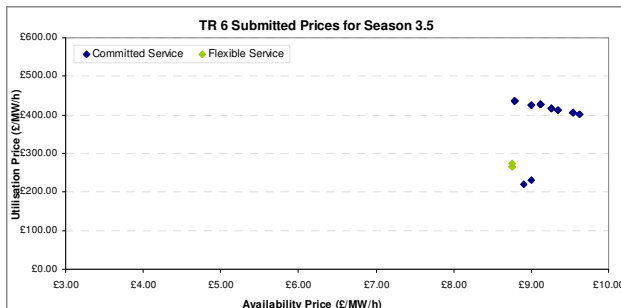
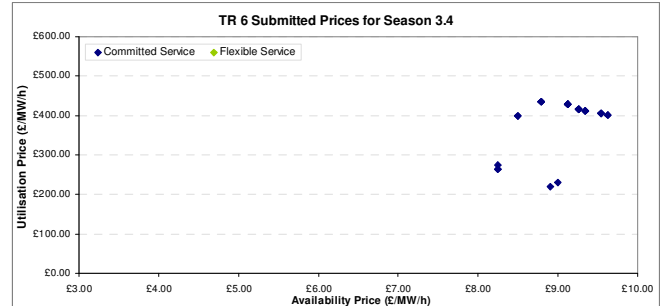
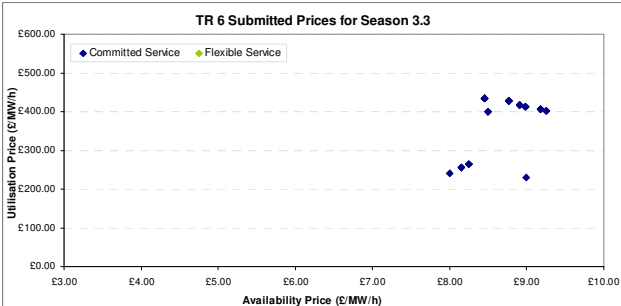
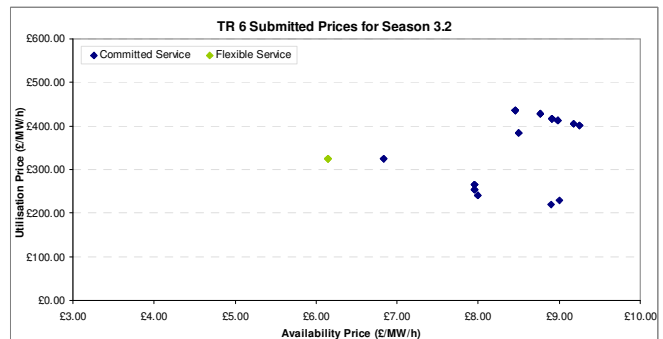
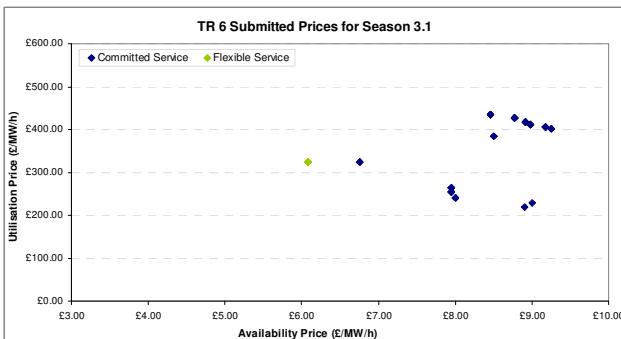
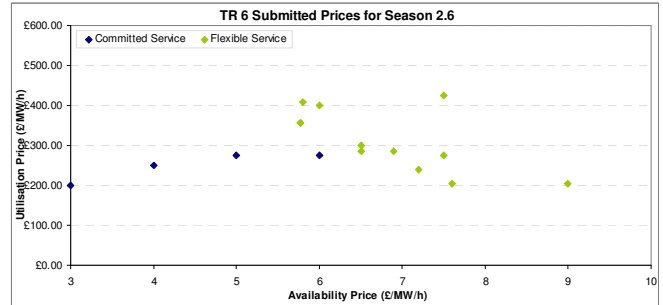
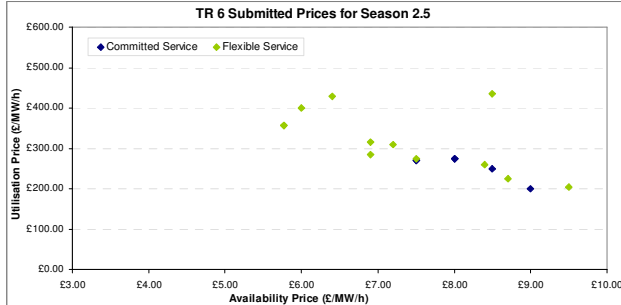
The following diagrams give an overview of the STOR parameters for accepted contracts for seasons 2.5 to 3.6.



Section 1.2 Prices

Scatter plots of availability and utilisation prices for tenders for each season for TR 6 are shown. Note that under STOR, providers may have significantly different response times.

Year 2 and 3 Submitted Tender Prices – Scatter Plots of availability & utilisation prices for TR 6



Section 2 Total Contracted Position

This section gives a summary of the all STOR contracted by National Grid. The volumes have been aggregated by previous tender rounds, this tender round and by previous agreements under the Standing Reserve Service.

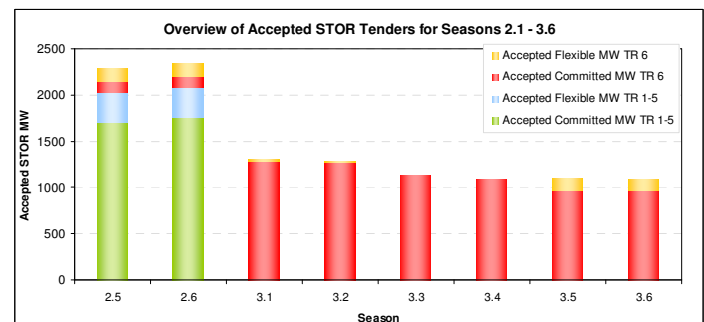
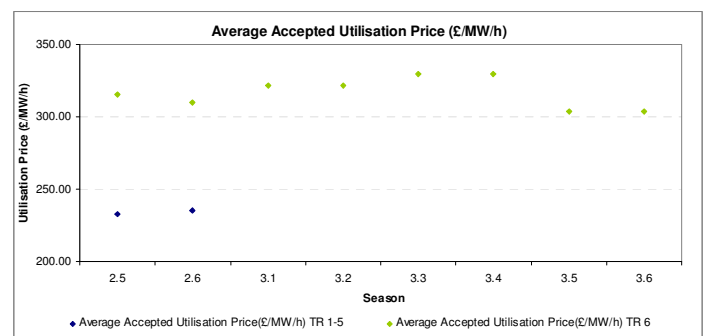
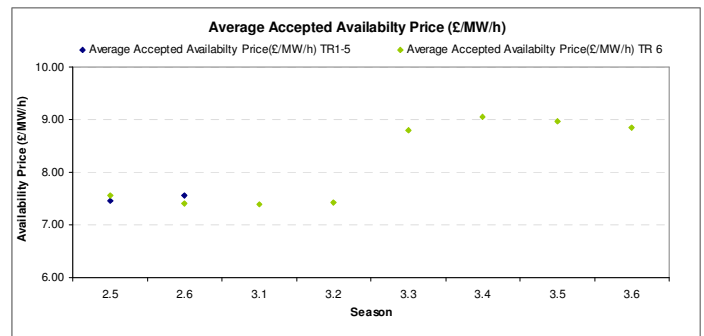
Table 2: Summary of total contracted position as a result of Tender Round 5

| Dates | | 1st April 2008 - 31st March 2009 | | | | | | 1st April 2009 - 31st March 2010 | | | | | |
|--|----------|----------------------------------|--------|--------|--------|--------|--------|----------------------------------|--------|--------|--------|--------|--------|
| Season | | 2-1 | 2-2 | 2-3 | 2-4 | 2-5 | 2-6 | 3-1 | 3-2 | 3-3 | 3-4 | 3-5 | 3-6 |
| Previously Accepted MW SR | | 68 | 68 | 68 | 68 | 68 | 68 | 0 | 0 | 0 | 0 | 0 | 0 |
| Accepted MW TR 1-5 | | 2237 | 2458 | 2308 | 2289 | 1966 | 2016 | 0 | 0 | 0 | 0 | 0 | 0 |
| Accepted MW TR 6 | | | | | | 266 | 266 | 1301 | 1288 | 1127 | 1094 | 1102 | 1094 |
| Accepted Units (inc Prev SR) | | 92 | 102 | 99 | 97 | 98 | 100 | 38 | 38 | 30 | 27 | 27 | 27 |
| Average | Previous | 4.71 | 4.71 | 4.71 | 4.71 | 4.71 | 4.71 | - | - | - | - | - | - |
| Accepted | TR 1-5 | 6.00 | 6.11 | 6.35 | 7.14 | 7.46 | 7.56 | - | - | - | - | - | - |
| Availability | TR 6 | | | | | 7.73 | 7.57 | 8.70 | 8.71 | 8.79 | 9.05 | 9.12 | 9.10 |
| Average | Previous | 403.50 | 403.50 | 403.50 | 403.50 | 403.50 | 403.50 | - | - | - | - | - | - |
| Accepted | TR 1-5 | 221.97 | 217.70 | 234.95 | 235.43 | 232.83 | 235.30 | - | - | - | - | - | - |
| Utilisation | TR 6 | | | | | 315.50 | 309.80 | 321.47 | 321.76 | 329.63 | 329.57 | 303.71 | 303.74 |
| Total Accepted MW (inc Prev SR) | | 2305 | 2526 | 2376 | 2357 | 2300 | 2350 | 1301 | 1288 | 1127 | 1094 | 1102 | 1094 |
| Overall Average Accepted Availability Price* (£/MW/h) | | 5.35 | 5.41 | 5.53 | 5.92 | 6.63 | 6.61 | 8.70 | 8.71 | 8.79 | 9.05 | 9.12 | 9.10 |
| Overall Average Utilisation Availability Price* (£/MW/h) | | 312.74 | 310.60 | 319.22 | 319.47 | 237.96 | 316.20 | 317.93 | 318.52 | 329.63 | 329.57 | 330.02 | 330.48 |

* Average Prices are Volume Weighted

The graphs on the right show the average accepted availability and utilisation prices for this and previous tender rounds. The last graph is a pictorial representation of how the accepted volumes are broken down by committed and flexible services.

The committed service applies to all providers who wish to make themselves available for all required windows nominated by National Grid. Both BM and NBM providers can tender for this service. The flexible service however allows providers to make themselves available for particular windows. This availability is assessed on a week-ahead basis and providers are notified if their service is required or not. The flexible service only applies to NBM providers. Both Services attract an availability payment and a utilisation payment on an instruction by National Grid; both are paid on a £/MW/h basis



Appendix 1: Terminology and Definitions

| Term | Definition |
|--|--|
| SR | Standing Reserve (the predecessor to STOR) |
| STOR | Short-Term Operational Reserve |
| STORR | Short-Term Operational Reserve Requirement |
| Unit | As described within a STOR framework agreement as constituting a STOR site |
| Tendered / Accepted MW | The maximum availability in the specified period |
| Year2 | Equivalent to Financial Year 2008/09 commencing on 1st April 2008 |
| Year 3 | Equivalent to Financial Year 2009/10 commencing on 1st April 2009 |
| Average Availability / Utilisation Price | The volume weighted average price for the specified period |
| TR | Tender Round |

Appendix 2: Season Reference

The following tables summarise the seasons for the current year (Year 2) and next year (Year 3). For Tender dates etc see the National Grid websites as mentioned on page 1 of this report.

| Year 2 2008/09 | | | | | | |
|----------------|--|--------|------------|----------|-------------|----------|
| Season | Dates | Window | Weekday | | Non Weekday | |
| | | | Start Time | End Time | Start Time | End Time |
| 1 | 05:00 1st April 2008 to 05:00 27th April 2008 | I | 07:00 | 13:30 | 10:00 | 14:30 |
| | | II | 19:00 | 22:00 | 19:00 | 22:30 |
| 2 | 05:00 27th April 2008 to 05:00 17th August 2008 | I | 07:30 | 14:00 | 09:30 | 13:30 |
| | | II | 15:30 | 18:00 | 19:00 | 22:30 |
| | | III | 19:30 | 22:30 | | |
| 3 | 05:00 17th August 2008 to 05:00 22nd September 2008 | I | 07:30 | 14:00 | 10:30 | 13:30 |
| | | II | 16:00 | 21:30 | 19:00 | 22:00 |
| 4 | 05:00 22nd September 2008 to 05:00 26th October 2008 | I | 07:00 | 13:30 | 10:30 | 14:00 |
| | | II | 16:30 | 21:00 | 17:30 | 21:30 |
| 5 | 05:00 26th October 2008 to 05:00 1st February 2009 | I | 07:00 | 13:30 | 10:30 | 13:30 |
| | | II | 16:30 | 21:00 | 15:30 | 20:30 |
| 6 | 05:00 1st February 2009 to 05:00 1st April 2009 | I | 07:00 | 13:30 | 10:30 | 13:30 |
| | | II | 16:30 | 20:30 | 16:30 | 21:00 |

| Year 3 2009/10 | | | | | | |
|----------------|--|--------|------------|----------|------------|----------|
| Season | Dates | Window | WD | | NWD | |
| | | | Start Time | End Time | Start Time | End Time |
| 1 | 05:00 1st April 2009 to 05:00 27th April 2009 | I | 07:00 | 13:30 | 10:00 | 14:00 |
| | | II | 19:00 | 22:00 | 19:30 | 22:00 |
| 2 | 05:00 27th April 2009 to 05:00 17th August 2009 | I | 07:30 | 14:00 | 09:30 | 13:30 |
| | | II | 16:00 | 18:00 | 19:30 | 22:30 |
| | | III | 19:30 | 22:30 | | |
| 3 | 05:00 17th August 2009 to 05:00 21st September 2009 | I | 07:30 | 14:00 | 10:30 | 13:30 |
| | | II | 16:00 | 21:30 | 19:00 | 22:00 |
| 4 | 05:00 21st September 2009 to 05:00 26th October 2009 | I | 07:00 | 13:30 | 10:30 | 13:30 |
| | | II | 16:30 | 21:00 | 17:30 | 21:00 |
| 5 | 05:00 26th October 2009 to 05:00 1st February 2010 | I | 07:00 | 13:30 | 10:30 | 13:30 |
| | | II | 16:00 | 21:00 | 16:00 | 20:30 |
| 6 | 05:00 1st February 2010 to 05:00 1st April 2010 | I | 07:00 | 13:30 | 10:30 | 13:30 |
| | | II | 16:30 | 21:00 | 16:30 | 21:00 |

Appendix 3: Year 2 and Year 3 Submitted Tender Prices – Data of availability & utilisation prices

| Tender Number | Season | Flexible/Committed | Availability Price | Utilisation Price | Flexible/Committed | Availability Price | Utilisation Price |
|---------------|--------|--------------------|--------------------|-------------------|--------------------|--------------------|-------------------|
| 08.06 | 2.5 | C | £7.50 | £270.00 | F | £6.90 | £285.00 |
| 08.06 | 2.5 | C | £7.50 | £270.00 | F | £7.50 | £275.00 |
| 08.06 | 2.5 | C | £9.00 | £200.00 | F | £6.00 | £400.00 |
| 08.06 | 2.5 | C | £8.50 | £250.00 | F | £5.77 | £356.00 |
| 08.06 | 2.5 | C | £8.00 | £275.00 | F | £5.77 | £356.00 |
| 08.06 | 2.5 | C | £8.00 | £275.00 | F | £0.00 | £215.00 |
| 08.06 | 2.5 | | | | F | £0.00 | £215.00 |
| 08.06 | 2.5 | | | | F | £0.00 | £215.00 |
| 08.06 | 2.5 | | | | F | £8.70 | £225.00 |
| 08.06 | 2.5 | | | | F | £6.90 | £315.00 |
| 08.06 | 2.5 | | | | F | £9.50 | £205.00 |
| 08.06 | 2.5 | | | | F | £6.35 | £675.00 |
| 08.06 | 2.5 | | | | F | £6.75 | £675.00 |
| 08.06 | 2.5 | | | | F | £7.20 | £309.00 |
| 08.06 | 2.5 | | | | F | £8.50 | £435.00 |
| 08.06 | 2.5 | | | | F | £8.40 | £259.00 |
| 08.06 | 2.5 | | | | F | £6.40 | £429.00 |
| 08.06 | 2.6 | C | £7.50 | £270.00 | F | £6.90 | £285.00 |
| 08.06 | 2.6 | C | £7.50 | £270.00 | F | £7.50 | £275.00 |
| 08.06 | 2.6 | C | £9.00 | £200.00 | F | £6.00 | £400.00 |
| 08.06 | 2.6 | C | £8.50 | £250.00 | F | £5.77 | £356.00 |
| 08.06 | 2.6 | C | £8.00 | £275.00 | F | £5.77 | £356.00 |
| 08.06 | 2.6 | C | £8.00 | £275.00 | F | £0.00 | £215.00 |
| 08.06 | 2.6 | | | | F | £0.00 | £215.00 |
| 08.06 | 2.6 | | | | F | £0.00 | £215.00 |
| 08.06 | 2.6 | | | | F | £7.60 | £205.00 |
| 08.06 | 2.6 | | | | F | £6.50 | £285.00 |
| 08.06 | 2.6 | | | | F | £9.00 | £205.00 |
| 08.06 | 2.6 | | | | F | £6.25 | £675.00 |
| 08.06 | 2.6 | | | | F | £6.05 | £675.00 |
| 08.06 | 2.6 | | | | F | £6.50 | £299.00 |
| 08.06 | 2.6 | | | | F | £7.50 | £425.00 |
| 08.06 | 2.6 | | | | F | £7.20 | £239.00 |
| 08.06 | 2.6 | | | | F | £5.80 | £409.00 |
| 08.06 | 3.1 | C | £8.50 | £385.00 | F | £6.08 | £325.00 |
| 08.06 | 3.1 | C | £8.50 | £385.00 | F | £6.08 | £325.00 |
| 08.06 | 3.1 | C | £8.90 | £220.00 | F | £6.08 | £325.00 |
| 08.06 | 3.1 | C | £9.00 | £230.00 | F | £6.08 | £325.00 |
| 08.06 | 3.1 | C | £8.98 | £412.00 | | | |
| 08.06 | 3.1 | C | £8.98 | £412.00 | | | |
| 08.06 | 3.1 | C | £9.25 | £402.00 | | | |
| 08.06 | 3.1 | C | £9.25 | £402.00 | | | |
| 08.06 | 3.1 | C | £8.91 | £417.00 | | | |
| 08.06 | 3.1 | C | £8.91 | £417.00 | | | |
| 08.06 | 3.1 | C | £8.91 | £417.00 | | | |
| 08.06 | 3.1 | C | £8.91 | £417.00 | | | |
| 08.06 | 3.1 | C | £8.46 | £435.00 | | | |
| 08.06 | 3.1 | C | £8.46 | £435.00 | | | |
| 08.06 | 3.1 | C | £8.00 | £240.00 | | | |
| 08.06 | 3.1 | C | £7.95 | £265.00 | | | |
| 08.06 | 3.1 | C | £7.95 | £265.00 | | | |
| 08.06 | 3.1 | C | £7.95 | £265.00 | | | |
| 08.06 | 3.1 | C | £7.95 | £255.00 | | | |
| 08.06 | 3.1 | C | £7.95 | £255.00 | | | |
| 08.06 | 3.1 | C | £7.95 | £255.00 | | | |
| 08.06 | 3.1 | C | £8.00 | £240.00 | | | |
| 08.06 | 3.1 | C | £8.98 | £412.00 | | | |
| 08.06 | 3.1 | C | £8.46 | £435.00 | | | |
| 08.06 | 3.1 | C | £8.46 | £435.00 | | | |
| 08.06 | 3.1 | C | £9.18 | £406.00 | | | |
| 08.06 | 3.1 | C | £9.18 | £406.00 | | | |
| 08.06 | 3.1 | C | £9.18 | £406.00 | | | |
| 08.06 | 3.1 | C | £8.77 | £428.00 | | | |
| 08.06 | 3.1 | C | £8.77 | £428.00 | | | |
| 08.06 | 3.1 | C | £8.77 | £428.00 | | | |
| 08.06 | 3.1 | C | £8.77 | £428.00 | | | |
| 08.06 | 3.1 | C | £6.75 | £325.00 | | | |
| 08.06 | 3.1 | C | £6.75 | £325.00 | | | |
| 08.06 | 3.2 | C | £8.50 | £385.00 | F | £6.15 | £325.00 |
| 08.06 | 3.2 | C | £8.50 | £385.00 | F | £6.15 | £325.00 |
| 08.06 | 3.2 | C | £8.90 | £220.00 | F | £6.15 | £325.00 |
| 08.06 | 3.2 | C | £9.00 | £230.00 | F | £6.15 | £325.00 |
| 08.06 | 3.2 | C | £8.98 | £412.00 | | | |
| 08.06 | 3.2 | C | £8.98 | £412.00 | | | |
| 08.06 | 3.2 | C | £9.25 | £402.00 | | | |
| 08.06 | 3.2 | C | £9.25 | £402.00 | | | |
| 08.06 | 3.2 | C | £8.91 | £417.00 | | | |
| 08.06 | 3.2 | C | £8.91 | £417.00 | | | |
| 08.06 | 3.2 | C | £8.91 | £417.00 | | | |
| 08.06 | 3.2 | C | £8.91 | £417.00 | | | |
| 08.06 | 3.2 | C | £8.46 | £435.00 | | | |
| 08.06 | 3.2 | C | £8.46 | £435.00 | | | |
| 08.06 | 3.2 | C | £8.00 | £240.00 | | | |
| 08.06 | 3.2 | C | £7.95 | £265.00 | | | |
| 08.06 | 3.2 | C | £7.95 | £265.00 | | | |
| 08.06 | 3.2 | C | £7.95 | £255.00 | | | |
| 08.06 | 3.2 | C | £7.95 | £255.00 | | | |
| 08.06 | 3.2 | C | £7.95 | £255.00 | | | |
| 08.06 | 3.2 | C | £8.00 | £240.00 | | | |
| 08.06 | 3.2 | C | £8.98 | £412.00 | | | |
| 08.06 | 3.2 | C | £8.46 | £435.00 | | | |
| 08.06 | 3.2 | C | £8.46 | £435.00 | | | |
| 08.06 | 3.2 | C | £9.18 | £406.00 | | | |
| 08.06 | 3.2 | C | £9.18 | £406.00 | | | |
| 08.06 | 3.2 | C | £9.18 | £406.00 | | | |
| 08.06 | 3.2 | C | £8.77 | £428.00 | | | |
| 08.06 | 3.2 | C | £8.77 | £428.00 | | | |
| 08.06 | 3.2 | C | £8.77 | £428.00 | | | |
| 08.06 | 3.2 | C | £8.77 | £428.00 | | | |
| 08.06 | 3.2 | C | £6.83 | £325.00 | | | |
| 08.06 | 3.2 | C | £6.83 | £325.00 | | | |
| 08.06 | 3.3 | C | £8.50 | £400.00 | | | |
| 08.06 | 3.3 | C | £8.50 | £400.00 | | | |
| 08.06 | 3.3 | C | £9.00 | £230.00 | | | |
| 08.06 | 3.3 | C | £8.98 | £412.00 | | | |
| 08.06 | 3.3 | C | £8.98 | £412.00 | | | |
| 08.06 | 3.3 | C | £9.25 | £402.00 | | | |
| 08.06 | 3.3 | C | £9.25 | £402.00 | | | |
| 08.06 | 3.3 | C | £8.91 | £417.00 | | | |
| 08.06 | 3.3 | C | £8.91 | £417.00 | | | |
| 08.06 | 3.3 | C | £8.91 | £417.00 | | | |
| 08.06 | 3.3 | C | £8.91 | £417.00 | | | |
| 08.06 | 3.3 | C | £8.46 | £435.00 | | | |
| 08.06 | 3.3 | C | £8.46 | £435.00 | | | |
| 08.06 | 3.3 | C | £8.00 | £240.00 | | | |
| 08.06 | 3.3 | C | £8.25 | £265.00 | | | |
| 08.06 | 3.3 | C | £8.25 | £265.00 | | | |
| 08.06 | 3.3 | C | £8.25 | £265.00 | | | |
| 08.06 | 3.3 | C | £8.15 | £255.00 | | | |
| 08.06 | 3.3 | C | £8.15 | £255.00 | | | |
| 08.06 | 3.3 | C | £8.15 | £255.00 | | | |
| 08.06 | 3.3 | C | £8.98 | £412.00 | | | |
| 08.06 | 3.3 | C | £8.46 | £435.00 | | | |
| 08.06 | 3.3 | C | £8.46 | £435.00 | | | |
| 08.06 | 3.3 | C | £9.18 | £406.00 | | | |
| 08.06 | 3.3 | C | £9.18 | £406.00 | | | |
| 08.06 | 3.3 | C | £8.77 | £428.00 | | | |
| 08.06 | 3.3 | C | £8.77 | £428.00 | | | |
| 08.06 | 3.3 | C | £8.77 | £428.00 | | | |
| 08.06 | 3.3 | C | £8.77 | £428.00 | | | |
| 08.06 | 3.4 | C | £8.50 | £400.00 | | | |
| 08.06 | 3.4 | C | £8.50 | £400.00 | | | |
| 08.06 | 3.4 | C | £8.90 | £220.00 | | | |
| 08.06 | 3.4 | C | £9.00 | £230.00 | | | |
| 08.06 | 3.4 | C | £9.34 | £412.00 | | | |
| 08.06 | 3.4 | C | £9.34 | £412.00 | | | |
| 08.06 | 3.4 | C | £9.62 | £402.00 | | | |
| 08.06 | 3.4 | C | £9.62 | £402.00 | | | |
| 08.06 | 3.4 | C | £9.26 | £417.00 | | | |
| 08.06 | 3.4 | C | £9.26 | £417.00 | | | |
| 08.06 | 3.4 | C | £9.26 | £417.00 | | | |
| 08.06 | 3.4 | C | £9.26 | £417.00 | | | |
| 08.06 | 3.4 | C | £8.79 | £435.00 | | | |
| 08.06 | 3.4 | C | £8.79 | £435.00 | | | |
| 08.06 | 3.4 | C | £8.79 | £435.00 | | | |
| 08.06 | 3.4 | C | £8.79 | £435.00 | | | |
| 08.06 | 3.4 | C | £9.54 | £406.00 | | | |
| 08.06 | 3.4 | C | £9.54 | £406.00 | | | |
| 08.06 | 3.4 | C | £9.54 | £406.00 | | | |
| 08.06 | 3.4 | C | £9.12 | £428.00 | | | |
| 08.06 | 3.4 | C | £9.12 | £428.00 | | | |
| 08.06 | 3.4 | C | £9.12 | £428.00 | | | |
| 08.06 | 3.4 | C | £9.12 | £428.00 | | | |
| 08.06 | 3.5 | C | £9.00 | £425.00 | F | £8.75 | £265.00 |
| 08.06 | 3.5 | C | £9.00 | £425.00 | F | £8.75 | £265.00 |
| 08.06 | 3.5 | C | £8.90 | £220.00 | F | £8.75 | £275.00 |
| 08.06 | 3.5 | C | £9.00 | £230.00 | | | |
| 08.06 | 3.5 | C | £9.34 | £412.00 | | | |
| 08.06 | 3.5 | C | £9.34 | £412.00 | | | |
| 08.06 | 3.5 | C | £9.62 | £402.00 | | | |
| 08.06 | 3.5 | C | £9.62 | £402.00 | | | |
| 08.06 | 3.5 | C | £9.26 | £417.00 | | | |
| 08.06 | 3.5 | C | £9.26 | £417.00 | | | |
| 08.06 | 3.5 | C | £9.26 | £417.00 | | | |
| 08.06 | 3.5 | C | £9.26 | £417.00 | | | |
| 08.06 | 3.5 | C | £8.79 | £435.00 | | | |
| 08.06 | 3.5 | C | £8.79 | £435.00 | | | |
| 08.06 | 3.5 | C | £8.79 | £435.00 | | | |
| 08.06 | 3.5 | C | £8.79 | £435.00 | | | |
| 08.06 | 3.5 | C | £9.54 | £406.00 | | | |
| 08.06 | 3.5 | C | £9.54 | £406.00 | | | |
| 08.06 | 3.5 | C | £9.54 | £406.00 | | | |
| 08.06 | 3.5 | C | £9.12 | £428.00 | | | |
| 08.06 | 3.5 | C | £9.12 | £428.00 | | | |
| 08.06 | 3.5 | C | £9.12 | £428.00 | | | |
| 08.06 | 3.5 | C | £9.12 | £428.00 | | | |
| 08.06 | 3.6 | C | £9.00 | £425.00 | F | £8.50 | £265.00 |
| 08.06 | 3.6 | C | £9.00 | £425.00 | F | £8.50 | £265.00 |
| 08.06 | 3.6 | C | £8.90 | £220.00 | F | £8.50 | £275.00 |
| 08.06 | 3.6 | C | £9.00 | £230.00 | | | |
| 08.06 | 3.6 | C | £9.34 | £412.00 | | | |
| 08.06 | 3.6 | C | £9.34 | £412.00 | | | |
| 08.06 | 3.6 | C | £9.62 | £402.00 | | | |
| 08.06 | 3.6 | C | £9.62 | £402.00 | | | |
| 08.06 | 3.6 | C | £9.26 | £417.00 | | | |
| 08.06 | 3.6 | C | £9.26 | £417.00 | | | |
| 08.06 | 3.6 | C | £9.26 | £417.00 | | | |
| 08.06 | 3.6 | C | £9.26 | £417.00 | | | |
| 08.06 | 3.6 | C | £8.79 | £435.00 | | | |
| 08.06 | | | | | | | |